

**ASTURIA**  
**COMMUNITY DEVELOPMENT DISTRICT**  
**BOARD OF SUPERVISORS MEETING**  
**AGENDA PACKAGE**

**July 26, 2022**

# Asturia

## Community Development District

Inframark, Infrastructure Management Services  
210 North University Drive, Suite 702 • Coral Springs, Florida 33071  
Telephone: (954) 603-0033

July 20, 2022

Board of Supervisors  
Asturia Community Development District

Dear Board Members:

A meeting of the Board of Supervisors of the Asturia Community Development District is scheduled for **Tuesday, July 26, 2022 at 6:00 p.m.** at the **Asturia Clubhouse, 14575 Promenade Parkway, Odessa, Florida**. Following is the meeting agenda:

- 1. Call to Order**
- 2. Additions and/or Deletions to the Agenda**
- 3. Audience Comments on Agenda Items**
- 4. Consent Agenda**
  - A. Approval of the Minutes of the May 24, 2022 Meeting and Minutes of the June 28, 2022 Meeting
  - B. Approval of the Minutes of the July 12, 2022 Workshop
  - C. Approval of June 30, 2022 Financial Report
  - D. Consideration of the Operations and Maintenance Expenditures for June 2022
- 5. Staff Reports**
  - A. District Engineer
    - i. Discussion of Proposals for Repair of Depressed Area Near Pond
    - ii. Consideration of Approval of Stormwater Needs Analysis Report
    - iii. Report of Roadway Review with Repair Options
  - B. District Counsel
    - i. Update on Portico Road Extension
    - ii. Update on County LDC Issues
    - iii. Consideration of Resolution 2022-12, Registered Agent
    - iv. Presentation of Amended Amenity Policies
    - v. Consideration of Resolution 2022-13, Setting Public Hearing to Adopt Amended Amenity Policies
  - C. Field Inspection Reports
    - i. Blue Water Aquatic Report: July 2022
      - a. 3-Month Aquatic Maintenance Agreement
      - b. Pond Planting proposal
    - ii. RedTree Landscape Report: July 2022
  - D. District Manager
    - i. Inframark Field Inspection Report: July 2022
    - ii. Acceptance of the Fiscal Year 2021 Final Audit
    - iii. Presentation of Workload Report as of July 2022
    - iv. Update from Inframark Regarding Weekend Amenity Staffing
    - v. Banked Hours Report
    - vi. Approval of RedTree May and June Invoices

Astoria CDD  
July 20, 2022  
Page 2

- vii. Discussion of the Approved Fiscal Year 2023 Budget
- E. District Items
  - i. Discussion of Memorandum of Understanding for the Resident at 15452 Aviles Pkwy to Install and Maintain Landscaping on the Pond Bank While Maintaining the Existing Infrastructure Shape and Type

**6. Supervisors' Requests**

**7. Audience Comments**

**8. Adjournment**

Any supporting material for the items listed above not included in the agenda package will be provided as soon as they are available, or they will be distributed at the meeting. I look forward to seeing you at the meeting, but in the meantime if you have any questions, please contact me.

Sincerely,

*Bob Nanni*  
Bob Nanni  
(District Manager)

# **Fourth Order of Business**

**4A.**

**TO BE SENT UNDER SEPARATE COVER**

**4B.**





- 42 • **Engineer Report - Assessment.** Mr. Tietz presented the Board’s a proposal provided by  
43 Halff Engineering for \$20,000 to establish the cause of the deterioration of stormwater  
44 pipe on Claymore. Mr. Penning summarized a discussion he had with a contractor about  
45 developing a cost to identify without an Engineer’s assessment. Mr. Penning stated that the  
46 contractor is experienced and can assist with the Claymore pipe as well as the depression  
47 at the stormwater drain at Pond 5.  
48
- 49 • **RedTree Update.** Mr. Penning explained he met with RedTree on Tuesday, and he was  
50 able to communicate with Mr. Lucadano regarding the communication issues that may  
51 have happened and how to correct them. Mr. Penning outlined that Inframark had discussed  
52 that Field Services should have been provided. Mr. Penning explained that the agreement  
53 was for the Board to release the deficiency funds and RedTree will correct the deficiencies.  
54
- 55 • **Policies for Clubhouse/Pool.** Ms. Pearson brought up the pool and issues that residents  
56 have had with compliance. The Board discussed the need to add clarification to the policies  
57 outlining consequences more stringently (30 days, 60 days, etc.).  
58
- 59 • **Staffing.** The Board discussed possibilities of staffing using a PEO, Inframark, or direct  
60 employment and efficiency surrounding Board responsibilities. An agenda item for the  
61 Board to consider an employee lease proposal to be added to the meeting agenda. Mr.  
62 Penning to provide proposal to be distributed to the remainder of the Board.  
63
- 64 • **Legal Representation.** The Board discussed directing counsel to work with the Chairman  
65 to draft a proposal to the Board for the issues above.  
66
- 67 • **Budget.** The Board would like Inframark to review the Internet and TV contracts for the  
68 amenities center and make repairs/corrections and remove the need for Cable TV access.

70 **THIRD ORDER OF BUSINESS**

**District Manager**

71 None.

72 **FOURTH ORDER OF BUSINESS**

**New Business and Supervisor Requests**

73 None.

74 **FIFTH ORDER OF BUSINESS**

**Public Comment (Limited to 3 Minutes)**

75 None.

76 **SIXTH ORDER OF BUSINESS**

**Adjournment**

77 Without objection the committee stands adjourned at 9:34 PM. The next meeting is July  
78 26, 2022 at 6 PM at the Asturia CDD Clubhouse.

79  
80  
81

---

Chairman

**4C.**

**ASTURIA**  
**Community Development District**

*Financial Report*

*June 30, 2022*

Prepared By



**ASTURIA**

Community Development District

---

**Table of Contents**

<b><u>FINANCIAL STATEMENTS</u></b>		<b>Page #</b>
Balance Sheet - All Funds .....		1
Statement of Revenues, Expenditures and Changes in Fund Balance		
General Fund .....		2 - 5
Reserve Fund .....		6
Debt Service Funds .....		7 - 8
Capital Project Fund(s) .....		9
<b><u>SUPPORTING SCHEDULES</u></b>		
Non-Ad Valorem Assessments Collection - Schedule .....		10
Cash and Investment Report .....		11
Bank Reconciliation .....		12
Check Register .....		13 - 15

**ASTURIA**  
**Community Development District**

**Financial Statements**

**(Unaudited)**

**June 30, 2022**

**Balance Sheet**  
June 30, 2022

<u>ACCOUNT DESCRIPTION</u>	<u>GENERAL FUND</u>	<u>RESERVE FUND</u>	<u>DEBT SERVICE FUND - SERIES 2014</u>	<u>DEBT SERVICE FUND - SERIES 2016</u>	<u>CAPITAL PROJECTS FUND - SERIES 2016</u>	<u>TOTAL</u>
<b><u>ASSETS</u></b>						
Cash - Checking Account	\$ 49,976	\$ -	\$ -	\$ -	\$ -	\$ 49,976
Due From Other Funds	-	27,416	5,259	627	-	33,302
Investments:						
Money Market Account	600,334	-	-	-	-	600,334
Construction Fund (A-1)	-	-	-	-	435	435
Interest Fund (A-1)	-	-	5	1	-	6
Prepayment Fund (A-1)	-	-	1	1	-	2
Reserve Fund (A-1)	-	-	288,184	73,046	-	361,230
Revenue Fund (A-1)	-	-	263,757	51,511	-	315,268
Sinking Fund (A-1)	-	-	4	1	-	5
Prepaid Items	66	-	-	-	-	66
Deposits	17,318	-	-	-	-	17,318
<b>TOTAL ASSETS</b>	<b>\$ 667,694</b>	<b>\$ 27,416</b>	<b>\$ 557,210</b>	<b>\$ 125,187</b>	<b>\$ 435</b>	<b>\$ 1,377,942</b>
<b><u>LIABILITIES</u></b>						
Accounts Payable	\$ -	\$ -	\$ -	\$ -	\$ -	\$ -
Accrued Expenses	10,390	-	-	-	-	10,390
Deposits - Rentals	1,000	-	-	-	-	1,000
Due To Other Funds	33,302	-	-	-	-	33,302
<b>TOTAL LIABILITIES</b>	<b>44,692</b>	<b>-</b>	<b>-</b>	<b>-</b>	<b>-</b>	<b>44,692</b>
<b><u>FUND BALANCES</u></b>						
<b><u>Nonspendable:</u></b>						
Prepaid Items	66	-	-	-	-	66
Deposits	34,636	-	-	-	-	34,636
<b><u>Restricted for:</u></b>						
Debt Service	-	-	557,210	125,187	-	682,397
Capital Projects	-	-	-	-	435	435
<b>Unassigned:</b>	<b>588,300</b>	<b>27,416</b>	<b>-</b>	<b>-</b>	<b>-</b>	<b>615,716</b>
<b>TOTAL FUND BALANCES</b>	<b>\$ 623,002</b>	<b>\$ 27,416</b>	<b>\$ 557,210</b>	<b>\$ 125,187</b>	<b>\$ 435</b>	<b>\$ 1,333,250</b>
<b>TOTAL LIABILITIES &amp; FUND BALANCES</b>	<b>\$ 667,694</b>	<b>\$ 27,416</b>	<b>\$ 557,210</b>	<b>\$ 125,187</b>	<b>\$ 435</b>	<b>\$ 1,377,942</b>

**Statement of Revenues, Expenditures and Changes in Fund Balances**  
For the Period Ending June 30, 2022

ACCOUNT DESCRIPTION	ANNUAL ADOPTED BUDGET	YEAR TO DATE ACTUAL	YTD ACTUAL AS A % OF ADOPTED BUD	JUN-22 BUDGET
<b>REVENUES</b>				
Interest - Investments	\$ -	\$ 369	0.00%	\$ -
Room Rentals	-	6,459	0.00%	-
Interest - Tax Collector	-	1	0.00%	-
Special Assmnts- Tax Collector	846,661	894,514	105.65%	-
Special Assmnts- CDD Collected	-	21,267	0.00%	-
Special Assmnts- Discounts	-	(35,014)	0.00%	-
Developer Contribution	-	33,127	0.00%	-
Other Miscellaneous Revenues	15,000	15,385	102.57%	1,250
Access Cards	-	236	0.00%	-
Event Fees	-	374	0.00%	-
<b>TOTAL REVENUES</b>	<b>861,661</b>	<b>936,718</b>	<b>108.71%</b>	<b>1,250</b>

**EXPENDITURES**

**Administration**

P/R-Board of Supervisors	7,600	7,000	92.11%	633
FICA Taxes	-	490	0.00%	-
ProfServ-Administrative	5,130	855	16.67%	428
ProfServ-Arbitrage Rebate	1,000	1,000	100.00%	-
ProfServ-Engineering	5,000	1,956	39.12%	417
ProfServ-Legal Services	27,000	11,674	43.24%	2,250
ProfServ-Mgmt Consulting	18,918	36,960	195.37%	1,577
ProfServ-Trustee Fees	8,500	7,458	87.74%	-
Assessment Roll	4,750	4,750	100.00%	-
Disclosure Report	5,000	-	0.00%	-
Accounting Services	17,100	2,850	16.67%	1,425
Auditing Services	3,575	-	0.00%	-
Website Hosting/Email services	5,500	2,556	46.47%	458
Mailed Notices - Postage	600	210	35.00%	-
Public Officials Insurance	3,256	3,871	118.89%	-
Legal Advertising	1,500	716	47.73%	125
Misc-Assessment Collection Cost	-	14,728	0.00%	-
Tax Collector/Property Appraiser Fees	150	150	100.00%	-
Financial & Revenue Collections	3,420	570	16.67%	285
Dues, Licenses, Subscriptions	500	175	35.00%	-
<b>Total Administration</b>	<b>118,499</b>	<b>97,969</b>	<b>82.67%</b>	<b>7,598</b>

**Statement of Revenues, Expenditures and Changes in Fund Balances**  
For the Period Ending June 30, 2022

ACCOUNT DESCRIPTION	ANNUAL ADOPTED BUDGET	YEAR TO DATE ACTUAL	YTD ACTUAL AS A % OF ADOPTED BUD	JUN-22 BUDGET
<b><u>Electric Utility Services</u></b>				
Electricity - Streetlights	187,047	83,852	44.83%	15,587
Utility - Irrigation	1,800	2,483	137.94%	150
Utility Services	1,200	216	18.00%	100
Utility - Recreation Facilities	21,000	12,379	58.95%	1,750
<b>Total Electric Utility Services</b>	<b>211,047</b>	<b>98,930</b>	<b>46.88%</b>	<b>17,587</b>
<b><u>Garbage/Solid Waste Services</u></b>				
Garbage - Recreation Facility	425	554	130.35%	35
Solid Waste Assessment	625	663	106.08%	-
<b>Total Garbage/Solid Waste Services</b>	<b>1,050</b>	<b>1,217</b>	<b>115.90%</b>	<b>35</b>
<b><u>Water-Sewer Comb Services</u></b>				
Utility - Reclaimed Water	55,000	26,964	49.03%	4,583
<b>Total Water-Sewer Comb Services</b>	<b>55,000</b>	<b>26,964</b>	<b>49.03%</b>	<b>4,583</b>
<b><u>Stormwater Control</u></b>				
Stormwater Assessment	900	611	67.89%	-
Aquatic Maintenance	7,760	5,720	73.71%	647
<b>Total Stormwater Control</b>	<b>8,660</b>	<b>6,331</b>	<b>73.11%</b>	<b>647</b>
<b><u>Other Physical Environment</u></b>				
Field Operations	7,200	1,200	16.67%	600
Insurance - Property	14,881	8,949	60.14%	-
Insurance - General Liability	3,552	3,579	100.76%	-
R&M-Irrigation	1,000	455	45.50%	83
Landscape Maintenance	202,036	112,762	55.81%	16,836
Landscape Replacement	2,000	-	0.00%	167
Holiday Lighting & Decorations	2,000	1,965	98.25%	-
<b>Total Other Physical Environment</b>	<b>232,669</b>	<b>128,910</b>	<b>55.40%</b>	<b>17,686</b>
<b><u>Contingency</u></b>				
Misc-Contingency	91,367	409	0.45%	7,614
<b>Total Contingency</b>	<b>91,367</b>	<b>409</b>	<b>0.45%</b>	<b>7,614</b>



**Statement of Revenues, Expenditures and Changes in Fund Balances**  
For the Period Ending June 30, 2022

<u>ACCOUNT DESCRIPTION</u>	<u>ANNUAL ADOPTED BUDGET</u>	<u>YEAR TO DATE ACTUAL</u>	<u>YTD ACTUAL AS A % OF ADOPTED BUD</u>	<u>JUN-22 BUDGET</u>
<b><u>Road and Street Facilities</u></b>				
R&M-Sidewalks	2,000	-	0.00%	167
Roadway Repair & Maintenance	5,000	-	0.00%	417
R&M-Pressure Washing	5,000	-	0.00%	417
<b>Total Road and Street Facilities</b>	<b>12,000</b>	<b>-</b>	<b>0.00%</b>	<b>1,001</b>
<b><u>Parks and Recreation - General</u></b>				
Payroll-Salaries	77,553	8,329	10.74%	6,463
ProfServ-Field Management	-	14,603	0.00%	-
ProfServ-Pool Maintenance	10,440	7,830	75.00%	870
ProfServ-Wildlife Management Service	2,400	-	0.00%	200
Contracts-Mgmt Services	7,800	2,450	31.41%	650
Contracts-Cleaning Services	-	8,948	0.00%	-
Contracts-Pest Control	660	440	66.67%	55
Telephone/Fax/Internet Services	3,200	2,232	69.75%	267
R&M-Fitness Equipment	2,500	330	13.20%	208
Amenity Maintenance & Repairs	2,500	2,992	119.68%	208
Facility A/C & Heating Maintenance & Repair	1,500	4,875	325.00%	125
Boardwalk and Bridge Maintenance	1,000	-	0.00%	83
Pool Furniture repair & replacement	3,500	1,644	46.97%	292
Security System Monitoring & Maint.	3,800	1,274	33.53%	317
Dog Park Maintenance	250	-	0.00%	21
Miscellaneous Expenses	2,000	925	46.25%	167
Office Supplies	150	139	92.67%	13
Clubhouse - Facility Janitorial Supplies	1,600	748	46.75%	133
Park Garbage & Dog Waste Station Supplies	8,216	5,477	66.66%	685
Pool Permits	300	280	93.33%	300
<b>Total Parks and Recreation - General</b>	<b>129,369</b>	<b>63,516</b>	<b>49.10%</b>	<b>11,057</b>

**Statement of Revenues, Expenditures and Changes in Fund Balances**  
For the Period Ending June 30, 2022

ACCOUNT DESCRIPTION	ANNUAL ADOPTED BUDGET	YEAR TO DATE ACTUAL	YTD ACTUAL AS A % OF ADOPTED BUD	JUN-22 BUDGET
<b><u>Special Events</u></b>				
Special Events	2,000	2,000	100.00%	167
<b>Total Special Events</b>	<b>2,000</b>	<b>2,000</b>	<b>100.00%</b>	<b>167</b>
<b>TOTAL EXPENDITURES</b>	<b>861,661</b>	<b>426,246</b>	<b>49.47%</b>	<b>67,975</b>
Excess (deficiency) of revenues Over (under) expenditures	-	510,472	0.00%	(66,725)
<b><u>OTHER FINANCING SOURCES (USES)</u></b>				
Interfund Transfer - In	-	112,530	0.00%	-
<b>TOTAL FINANCING SOURCES (USES)</b>	<b>-</b>	<b>112,530</b>	<b>0.00%</b>	<b>-</b>
Net change in fund balance	\$ -	\$ 623,002	0.00%	\$ (66,725)
<b>FUND BALANCE, BEGINNING (OCT 1, 2021)</b>	<b>-</b>	<b>-</b>		
<b>FUND BALANCE, ENDING</b>	<b>\$ -</b>	<b>\$ 623,002</b>		

**Statement of Revenues, Expenditures and Changes in Fund Balances**  
For the Period Ending June 30, 2022

ACCOUNT DESCRIPTION	ANNUAL ADOPTED BUDGET	YEAR TO DATE ACTUAL	YTD ACTUAL AS A % OF ADOPTED BUD	JUN-22 BUDGET
<b><u>REVENUES</u></b>				
Interest - Investments	\$ -	\$ -	0.00%	\$ -
Special Assmnts- Tax Collector	17,800	18,456	103.69%	-
Special Assmnts- Discounts	-	(722)	0.00%	-
<b>TOTAL REVENUES</b>	<b>17,800</b>	<b>17,734</b>	<b>99.63%</b>	<b>-</b>
<b><u>EXPENDITURES</u></b>				
<b><u>Administration</u></b>				
Misc-Assessment Collection Cost	-	355	0.00%	-
<b>Total Administration</b>	<b>-</b>	<b>355</b>	<b>0.00%</b>	<b>-</b>
<b><u>Contingency</u></b>				
Capital Reserve	17,800	-	0.00%	-
<b>Total Contingency</b>	<b>17,800</b>	<b>-</b>	<b>0.00%</b>	<b>-</b>
<b>TOTAL EXPENDITURES</b>	<b>17,800</b>	<b>355</b>	<b>1.99%</b>	<b>-</b>
Excess (deficiency) of revenues Over (under) expenditures	-	17,379	0.00%	-
Net change in fund balance	\$ -	\$ 17,379	0.00%	\$ -
<b>FUND BALANCE, BEGINNING (OCT 1, 2021)</b>	<b>10,037</b>	<b>10,037</b>		
<b>FUND BALANCE, ENDING</b>	<b>\$ 10,037</b>	<b>\$ 27,416</b>		

**Statement of Revenues, Expenditures and Changes in Fund Balances**  
For the Period Ending June 30, 2022

ACCOUNT DESCRIPTION	ANNUAL ADOPTED BUDGET	YEAR TO DATE ACTUAL	YTD ACTUAL AS A % OF ADOPTED BUD	JUN-22 BUDGET
<b><u>REVENUES</u></b>				
Interest - Investments	\$ -	\$ 666	0.00%	\$ -
Special Assmnts- Tax Collector	562,222	597,600	106.29%	-
Special Assmnts- Discounts	-	(23,392)	0.00%	-
<b>TOTAL REVENUES</b>	<b>562,222</b>	<b>574,874</b>	<b>102.25%</b>	<b>-</b>
<b><u>EXPENDITURES</u></b>				
<b><u>Administration</u></b>				
Misc-Assessment Collection Cost	-	9,871	0.00%	-
<b>Total Administration</b>	<b>-</b>	<b>9,871</b>	<b>0.00%</b>	<b>-</b>
<b><u>Debt Service</u></b>				
Principal Debt Retirement	140,000	140,000	100.00%	-
Principal Prepayments	-	10,000	0.00%	-
Interest Expense	422,222	421,296	99.78%	-
<b>Total Debt Service</b>	<b>562,222</b>	<b>571,296</b>	<b>101.61%</b>	<b>-</b>
<b>TOTAL EXPENDITURES</b>	<b>562,222</b>	<b>581,167</b>	<b>103.37%</b>	<b>-</b>
Excess (deficiency) of revenues Over (under) expenditures	-	(6,293)	0.00%	-
Net change in fund balance	\$ -	\$ (6,293)	0.00%	\$ -
<b>FUND BALANCE, BEGINNING (OCT 1, 2021)</b>	<b>563,503</b>	<b>563,503</b>		
<b>FUND BALANCE, ENDING</b>	<b>\$ 563,503</b>	<b>\$ 557,210</b>		

**Statement of Revenues, Expenditures and Changes in Fund Balances**  
For the Period Ending June 30, 2022

ACCOUNT DESCRIPTION	ANNUAL ADOPTED BUDGET	YEAR TO DATE ACTUAL	YTD ACTUAL AS A % OF ADOPTED BUD	JUN-22 BUDGET
<b><u>REVENUES</u></b>				
Interest - Investments	\$ -	\$ 130	0.00%	\$ -
Special Assmnts- Tax Collector	141,614	136,600	96.46%	-
Special Assmnts- CDD Collected	-	13,101	0.00%	-
Special Assmnts- Discounts	-	(5,347)	0.00%	-
<b>TOTAL REVENUES</b>	<b>141,614</b>	<b>144,484</b>	<b>102.03%</b>	<b>-</b>
<b><u>EXPENDITURES</u></b>				
<b><u>Administration</u></b>				
Misc-Assessment Collection Cost	-	2,256	0.00%	-
<b>Total Administration</b>	<b>-</b>	<b>2,256</b>	<b>0.00%</b>	<b>-</b>
<b><u>Debt Service</u></b>				
Principal Debt Retirement	40,000	40,000	100.00%	-
Principal Prepayments	-	20,000	0.00%	-
Interest Expense	101,614	101,508	99.90%	-
<b>Total Debt Service</b>	<b>141,614</b>	<b>161,508</b>	<b>114.05%</b>	<b>-</b>
<b>TOTAL EXPENDITURES</b>	<b>141,614</b>	<b>163,764</b>	<b>115.64%</b>	<b>-</b>
Excess (deficiency) of revenues Over (under) expenditures	-	(19,280)	0.00%	-
<b><u>OTHER FINANCING SOURCES (USES)</u></b>				
Operating Transfers-Out	-	(9)	0.00%	-
<b>TOTAL FINANCING SOURCES (USES)</b>	<b>-</b>	<b>(9)</b>	<b>0.00%</b>	<b>-</b>
Net change in fund balance	\$ -	\$ (19,289)	0.00%	\$ -
<b>FUND BALANCE, BEGINNING (OCT 1, 2021)</b>	<b>144,476</b>	<b>144,476</b>		
<b>FUND BALANCE, ENDING</b>	<b>\$ 144,476</b>	<b>\$ 125,187</b>		

**Statement of Revenues, Expenditures and Changes in Fund Balances**  
For the Period Ending June 30, 2022

ACCOUNT DESCRIPTION	ANNUAL ADOPTED BUDGET	YEAR TO DATE ACTUAL	YTD ACTUAL AS A % OF ADOPTED BUD	JUN-22 BUDGET
<b>REVENUES</b>				
Interest - Investments	\$ -	\$ -	0.00%	\$ -
<b>TOTAL REVENUES</b>	<b>-</b>	<b>-</b>	<b>0.00%</b>	<b>-</b>
<b>EXPENDITURES</b>				
<b>TOTAL EXPENDITURES</b>	<b>-</b>	<b>-</b>	<b>0.00%</b>	<b>-</b>
Excess (deficiency) of revenues Over (under) expenditures	-	-	0.00%	-
<b>OTHER FINANCING SOURCES (USES)</b>				
Interfund Transfer - In	-	9	0.00%	-
<b>TOTAL FINANCING SOURCES (USES)</b>	<b>-</b>	<b>9</b>	<b>0.00%</b>	<b>-</b>
Net change in fund balance	\$ -	\$ 9	0.00%	\$ -
<b>FUND BALANCE, BEGINNING (OCT 1, 2021)</b>	<b>-</b>	<b>426</b>		
<b>FUND BALANCE, ENDING</b>	<b>\$ -</b>	<b>\$ 435</b>		

**ASTURIA**  
**Community Development District**

**Supporting Schedules**

**June 30, 2022**

**Non-Ad Valorem Special Assessments - Pasco County Tax Collector**  
**(Monthly Collection Distributions)**  
**For the Fiscal Year Ending September 30, 2022**

Date Received	Net Amount Received	Discount / (Penalties) Amount	Collection Costs	Gross Amount Received	ALLOCATION BY FUND			
					General Fund	Reserve Fund	Debt Service 2014A-1 Fund	Debt Service 2016A-1 Fund
Assessments Levied FY22				\$ 1,647,170	\$ 894,514	\$ 18,456	\$ 597,600	\$ 136,600
Allocation %				100%	54%	1%	36%	8%
11/04/21	\$ 1,245	\$ 70	\$ 25	\$ 1,340	\$ 728	\$ 15	\$ 486	\$ 111
11/12/21	\$ 37,055	\$ 1,575	\$ 756	\$ 39,386	\$ 21,389	\$ 441	\$ 14,290	\$ 3,266
11/19/21	\$ 83,428	\$ 3,547	\$ 1,703	\$ 88,678	\$ 48,157	\$ 994	\$ 32,173	\$ 7,354
12/03/21	\$ 1,218,187	\$ 51,793	\$ 24,861	\$ 1,294,841	\$ 703,178	\$ 14,508	\$ 469,774	\$ 107,381
12/17/21	\$ 92,875	\$ 3,871	\$ 1,895	\$ 98,642	\$ 53,568	\$ 1,105	\$ 35,788	\$ 8,180
12/21/21	\$ 80,455	\$ 3,421	\$ 1,642	\$ 85,518	\$ 46,441	\$ 958	\$ 31,026	\$ 7,092
01/07/22	\$ 7,618	\$ 240	\$ 155	\$ 8,013	\$ 4,352	\$ 90	\$ 2,907	\$ 665
02/04/22	\$ 3,090	\$ 72	\$ 63	\$ 3,225	\$ 1,751	\$ 36	\$ 1,170	\$ 267
03/04/22	\$ 5,008	\$ 52	\$ 102	\$ 5,161	\$ 2,803	\$ 58	\$ 1,873	\$ 428
04/08/22	\$ 16,477	\$ -	\$ 336	\$ 16,813	\$ 9,130	\$ 188	\$ 6,100	\$ 1,394
06/08/22	\$ 5,605	\$ (167)	\$ 114	\$ 5,553	\$ 3,015	\$ 62	\$ 2,014	\$ 460
<b>TOTAL</b>	<b>\$ 1,551,040</b>	<b>\$ 64,476</b>	<b>\$ 27,211</b>	<b>\$ 1,647,170</b>	<b>\$ 894,514</b>	<b>\$ 18,456</b>	<b>\$ 597,600</b>	<b>\$ 136,600</b>
% COLLECTED				100%	100%	100%	100%	100%
TOTAL OUTSTANDING				\$ 2	\$ 1	\$ 1	\$ 1	\$ 1



**ASTURIA**

Community Development District

**All Funds**

**Cash and Investment  
June 30, 2022**

<b>GENERAL FUND</b>					
<u>Account Name</u>	<u>Bank Name</u>	<u>Investment Type</u>	<u>Maturity</u>	<u>Yield</u>	<u>Balance</u>
Checking Account - Operating	Suntrust (Truist)	Checking account	n/a	0.00%	\$ 49,976
MMA Account	Valley Bank	MMA	n/a	0.50%	\$ 600,334
				Subtotal	<b>\$ 650,308</b>
<b>DEBT SERVICE AND CONSTRUCTION FUNDS</b>					
Series 2014 Interest Fund	Hancock Bank	Goldman Sachs Gov't Fund	n/a	0.00%	\$ 5
Series 2014 Prepayment Fund	Hancock Bank	Goldman Sachs Gov't Fund	n/a	0.00%	\$ 1
Series 2014 Reserves Fund	Hancock Bank	Goldman Sachs Gov't Fund	n/a	0.00%	\$ 288,184
Series 2014 Revenue Fund	Hancock Bank	Goldman Sachs Gov't Fund	n/a	0.00%	\$ 263,757
Series 2014 Sinking Fund	Hancock Bank	Goldman Sachs Gov't Fund	n/a	0.00%	\$ 4
Series 2016 Interest Fund	Hancock Bank	Goldman Sachs Gov't Fund	n/a	0.00%	\$ 1
Series 2016 Prepayment Fund	Hancock Bank	Goldman Sachs Gov't Fund	n/a	0.00%	\$ 1
Series 2016 Reserve Fund	Hancock Bank	Goldman Sachs Gov't Fund	n/a	0.00%	\$ 73,046
Series 2016 Revenue Fund	Hancock Bank	Goldman Sachs Gov't Fund	n/a	0.00%	\$ 51,511
Series 2016 Sinking Fund	Hancock Bank	Goldman Sachs Gov't Fund	n/a	0.00%	\$ 1
Series 2016 Construction Fund	Hancock Bank	Goldman Sachs Gov't Fund	n/a	0.00%	\$ 435
				Subtotal	<b>\$ 676,946</b>
				<b>Total</b>	<b>\$ 1,327,256</b>

**Asturia CDD**

Bank Reconciliation

Bank Account No. 1400 TRUIST (SunTrust) - GF  
 Statement No. 06-22  
 Statement Date 6/30/2022

<b>G/L Balance (LCY)</b>	49,975.77	<b>Statement Balance</b>	64,992.90
<b>G/L Balance</b>	49,975.77	<b>Outstanding Deposits</b>	0.00
<b>Positive Adjustments</b>	0.00		
	<hr/>		
<b>Subtotal</b>	49,975.77	<b>Subtotal</b>	64,992.90
<b>Negative Adjustments</b>	0.00	<b>Outstanding Checks</b>	15,017.13
	<hr/>	<b>Differences</b>	0.00
<b>Ending G/L Balance</b>	49,975.77	<b>Ending Balance</b>	49,975.77
<b>Difference</b>	0.00		

Posting Date	Document Type	Document No.	Description	Amount	Cleared Amount	Difference
<b>Outstanding Checks</b>						
6/20/2022	Payment	1114	GLENN PENNING	12.26	0.00	12.26
6/20/2022	Payment	1115	HALFF ASSOCIATES INC	1,955.52	0.00	1,955.52
6/20/2022	Payment	1116	INFRAMARK	8,237.00	0.00	8,237.00
6/29/2022	Payment	1121	BEST TERMITE & PEST CONTROL, INC	55.00	0.00	55.00
6/29/2022	Payment	1122	ELECTRO SANITATION SERVICES	2,835.85	0.00	2,835.85
6/29/2022	Payment	1123	KUTAK ROCK LLP	1,921.50	0.00	1,921.50
<b>Total Outstanding Checks.....</b>				<b>15,017.13</b>		<b>15,017.13</b>

## ASTURIA COMMUNITY DEVELOPMENT DISTRICT

### Payment Register by Bank Account

For the Period from 06/01/22 to 6/30/22

(Sorted by Check / ACH No.)

Date	Payee Type	Payee	Invoice No.	Payment Description	Invoice / GL Description	G/L Account #	Amount Paid
<b>TRUIST (SUNTRUST) - GF - (ACCT#XXXXX1400)</b>							
<b>CHECK # 1105</b>							
06/07/22	Vendor	COUNTY SANITATION	25100738	REFUSE REMOVAL 4/25/22	Garbage - Recreation Facility	001-531133-53401	\$42.95
							<b>Check Total</b>
							<b>\$42.95</b>
<b>CHECK # 1106</b>							
06/07/22	Vendor	FLORIDA DEPARTMENT OF HEALTH PASCO COUNTY	51-BID5873344	POOL PERMITS	Pool Permits	001-554022-57201	\$280.00
							<b>Check Total</b>
							<b>\$280.00</b>
<b>CHECK # 1107</b>							
06/07/22	Vendor	PASCO COUNTY PROPERTY APPRAISER	051222	ANNUAL FEES DUE	Tax Collector/Property Appraiser Fees	001-549114-51301	\$150.00
							<b>Check Total</b>
							<b>\$150.00</b>
<b>CHECK # 1108</b>							
06/07/22	Vendor	TIMES PUBLISHING COMPANY	0000222351	NOTICE OF MEETING 4/13-4/27/22	Legal Advertising	001-548002-51301	\$86.00
06/07/22	Vendor	TIMES PUBLISHING COMPANY	0000225105	QUALIFYING PERIOD FOR CANDIDATES 5/22/22	Legal Advertising	001-548002-51301	\$166.50
							<b>Check Total</b>
							<b>\$252.50</b>
<b>CHECK # 1109</b>							
06/20/22	Vendor	BEST TERMITE & PEST CONTROL, INC	1142858-A	MONTHLY PEST CONTROL	Contracts-Pest Control	001-534125-57201	\$55.00
06/20/22	Vendor	BEST TERMITE & PEST CONTROL, INC	1147451	PEST CONTROL 5/19/22	Contracts-Pest Control	001-534125-57201	\$55.00
							<b>Check Total</b>
							<b>\$110.00</b>
<b>CHECK # 1110</b>							
06/20/22	Vendor	BLUE WATER AQUATICS, INC	28787	MAY AQUATIC SVCS/MOSQUITO DUNKS	Aquatic Maintenance	001-546995-53805	\$640.00
06/20/22	Vendor	BLUE WATER AQUATICS, INC	28814	JUNE 2022 AQUATIC SVCS	Aquatic Maintenance	001-546995-53805	\$640.00
							<b>Check Total</b>
							<b>\$1,280.00</b>
<b>CHECK # 1111</b>							
06/20/22	Vendor	COUNTY SANITATION	26100065	REFUSE REMOVAL 14835 CARAVAN AVE	Garbage - Recreation Facility	001-531133-53401	\$223.41
							<b>Check Total</b>
							<b>\$223.41</b>
<b>CHECK # 1112</b>							
06/20/22	Vendor	DCSI, INC	29589	ALARM MONITORING SVCS	Security System Monitoring & Maint.	001-546479-57201	\$59.99
06/20/22	Vendor	DCSI, INC	29673	ALARM MONITORING SVCS	Security System Monitoring & Maint.	001-546479-57201	\$59.99
							<b>Check Total</b>
							<b>\$119.98</b>
<b>CHECK # 1113</b>							
06/20/22	Vendor	FEDEX	7-773-28400	MAY POSTAGE	Mailed Notices - Postage	001-541014-51301	\$126.87
							<b>Check Total</b>
							<b>\$126.87</b>
<b>CHECK # 1114</b>							
06/20/22	Vendor	GLENN PENNING	060922	GATE REPAIRS	Misc-Contingency	001-549900-53985	\$12.26
							<b>Check Total</b>
							<b>\$12.26</b>

## ASTURIA COMMUNITY DEVELOPMENT DISTRICT

### Payment Register by Bank Account

For the Period from 06/01/22 to 6/30/22

(Sorted by Check / ACH No.)

Date	Payee Type	Payee	Invoice No.	Payment Description	Invoice / GL Description	G/L Account #	Amount Paid
<b>CHECK # 1115</b>							
06/20/22	Vendor	HALFF ASSOCIATES INC	10071554	ENG SVCS THRU APRIL 2022	ProfServ-Engineering	001-531013-51501	\$1,955.52
06/20/22	Vendor	HALFF ASSOCIATES INC	10071554	Payment of Invoice 000260			\$0.00
<b>Check Total</b>							<u>\$1,955.52</u>
<b>CHECK # 1116</b>							
06/20/22	Vendor	INFRAMARK	77576	MAY 2022 MGMT FEES	ProfServ-Mgmt Consulting	001-531027-51201	\$4,829.58
06/20/22	Vendor	INFRAMARK	77576	MAY 2022 MGMT FEES	ProfServ-Field Mgmt	001-531016-57201	\$3,407.42
<b>Check Total</b>							<u>\$8,237.00</u>
<b>CHECK # 1117</b>							
06/20/22	Vendor	TRINITY AIR QUALITY	1384	REPLACE OUTDOOR UNIT	Facility A/C & Heating Maintenance & Repair	001-546177-57201	\$3,675.00
<b>Check Total</b>							<u>\$3,675.00</u>
<b>CHECK # 1118</b>							
06/20/22	Vendor	VALLEY NATIONAL BANK - CC	060722-4255	MAY PURCHASES	RUG FOR CLUBHOUSE	001-549999-57201	\$43.19
06/20/22	Vendor	VALLEY NATIONAL BANK - CC	060722-4255	MAY PURCHASES	MATERIALS FOR FENCE REPAIRS	001-546176-57201	\$360.42
<b>Check Total</b>							<u>\$403.61</u>
<b>CHECK # 1119</b>							
06/20/22	Vendor	SUNCOAST POOL SERVICE	8222	MAY 2022 POOL MAINT	ProfServ-Pool Maintenance	001-531034-57201	\$870.00
06/20/22	Vendor	SUNCOAST POOL SERVICE	8307	JUNE 2022 POOL MAINT	ProfServ-Pool Maintenance	001-531034-57201	\$870.00
<b>Check Total</b>							<u>\$1,740.00</u>
<b>CHECK # 1120</b>							
06/20/22	Vendor	TAMPA POOP 911 LLC	A042022	WEEKLY PET WASTE REMOVAL	Park Garbage & Dog Waste Station Supplies	001-552163-57226	\$684.66
06/20/22	Vendor	TAMPA POOP 911 LLC	A052022	MAY 2022 DAG WASTE MAINT	Park Garbage & Dog Waste Station Supplies	001-552163-57226	\$684.66
<b>Check Total</b>							<u>\$1,369.32</u>
<b>CHECK # 1121</b>							
06/29/22	Vendor	BEST TERMITE & PEST CONTROL, INC	1153100	PEST CONTROL 6/21/22	Contracts-Pest Control	001-534125-57201	\$55.00
<b>Check Total</b>							<u>\$55.00</u>
<b>CHECK # 1122</b>							
06/29/22	Vendor	ELECTRO SANITATION SERVICES	033122	CLEANING SUPPLIES	Clubhouse - Facility Janitorial Supplies	001-552149-57201	\$175.00
06/29/22	Vendor	ELECTRO SANITATION SERVICES	051722	CLEANING SUPPLIES	Clubhouse - Facility Janitorial Supplies	001-552149-57201	\$110.90
06/29/22	Vendor	ELECTRO SANITATION SERVICES	0006	JANITORIAL SVCS 5/16-6/10/22	Contracts-Cleaning Services	001-534082-57201	\$1,200.00
06/29/22	Vendor	ELECTRO SANITATION SERVICES	061522	CLEANING SUPPLIES	Clubhouse - Facility Janitorial Supplies	001-552149-57201	\$149.95
06/29/22	Vendor	ELECTRO SANITATION SERVICES	0005	JANITORIAL SVCS 4/16-5/15/22	4/16/22-5/15/22 Service	001-534082-57201	\$1,200.00
<b>Check Total</b>							<u>\$2,835.85</u>
<b>CHECK # 1123</b>							
06/29/22	Vendor	KUTAK ROCK LLP	3049197	GENERAL COUNSEL THRU APRIL 2022	ProfServ-Legal Services	001-531023-51401	\$1,921.50
<b>Check Total</b>							<u>\$1,921.50</u>

## ASTURIA COMMUNITY DEVELOPMENT DISTRICT

### Payment Register by Bank Account

For the Period from 06/01/22 to 6/30/22

(Sorted by Check / ACH No.)

Date	Payee Type	Payee	Invoice No.	Payment Description	Invoice / GL Description	G/L Account #	Amount Paid
<b>CHECK # 1124</b>							
06/29/22	Vendor	REDTREE LANDSCAPE SYSTEMS LLC	10324	MAY 2022 GROUNDS MAINT	Landscape Maintenance	001-546300-53908	\$12,975.00
06/29/22	Vendor	REDTREE LANDSCAPE SYSTEMS LLC	10563	JUNE 2022 LANDSCAPE MAINT	Landscape Maintenance	001-546300-53908	\$12,975.00
06/29/22	Vendor	REDTREE LANDSCAPE SYSTEMS LLC	10563	CREDIT PER NOTE ON INVOICE	Landscape Maintenance	001-546300-53908	(\$1,475.00)
06/29/22	Vendor	REDTREE LANDSCAPE SYSTEMS LLC	10324	CM PER NOTE ON INVOICE	Landscape Maintenance	001-546300-53908	(\$6,472.36)
<b>Check Total</b>							<u>\$18,002.64</u>
<b>ACH #DD133</b>							
06/03/22	Vendor	DUKE ENERGY	051122 ACH	SERVICE 4/2 - 5/2/22	Electricity - Streetlights	001-543013-53100	\$2,208.27
<b>ACH Total</b>							<u>\$2,208.27</u>
<b>ACH #DD135</b>							
06/01/22	Vendor	IPFS CORPORATION	052722-GAA-B96474	INSURANCE JUNE 2022	INSTALLMENT PAYMENT 8	001-545008-51301	\$1,789.71
<b>ACH Total</b>							<u>\$1,789.71</u>
<b>ACH #DD136</b>							
06/07/22	Vendor	BRIGHTHOUSE NETWORKS - ACH	065826701052222 ACH	BILL PRD 5/21-6/20/22	Telephone/Fax/Internet Services	001-541009-57201	\$249.25
<b>ACH Total</b>							<u>\$249.25</u>
<b>ACH #DD137</b>							
06/24/22	Vendor	DUKE ENERGY	060322 ACH	BILL PRD 5/3-6/1/22	Utility - Irrigation	001-543014-53100	\$365.01
06/24/22	Vendor	DUKE ENERGY	060322 ACH	BILL PRD 5/3-6/1/22	Electricity - Streetlights	001-543013-53100	\$2,901.98
06/24/22	Vendor	DUKE ENERGY	060322 ACH	BILL PRD 5/3-6/1/22	Utility - Recreation Facilities	001-543079-53100	\$2,010.30
06/24/22	Vendor	DUKE ENERGY	060322 ACH	BILL PRD 5/3-6/1/22	Utility Services	001-543063-53100	\$30.72
<b>ACH Total</b>							<u>\$5,308.01</u>
<b>ACH #DD138</b>							
06/20/22	Vendor	PASCO COUNTY UTILITIES	060222 ACH	BILL PRD 4/19-5/19/22	Utility - Reclaimed Water	001-543028-53601	\$3,063.77
<b>ACH Total</b>							<u>\$3,063.77</u>
<b>Account Total</b>							<u><b>\$55,412.42</b></u>

**4D.**

**ASTURIA COMMUNITY DEVELOPMENT DISTRICT**

**Payment Register by Fund  
For the Period from 06/01/22 to 06/30/22  
(Sorted by Check / ACH No.)**

Fund No.	Date	Payee	Invoice No.	Payment Description	Invoice / GL Description	G/L Account #	Amount Paid	
<b>GENERAL FUND - 001</b>								
<b>CHECK # 1105</b>								
001	06/07/22	COUNTY SANITATION	25100738	REFUSE REMOVAL 4/25/22	Garbage - Recreation Facility	531133-53401	\$42.95	
							<b>Check Total</b>	<u>\$42.95</u>
<b>CHECK # 1106</b>								
001	06/07/22	FLORIDA DEPARTMENT OF HEALTH PASCO COUNTY	51-BID5873344	POOL PERMITS	Pool Permits	554022-57201	\$280.00	
							<b>Check Total</b>	<u>\$280.00</u>
<b>CHECK # 1107</b>								
001	06/07/22	PASCO COUNTY PROPERTY APPRAISER	051222	ANNUAL FEES DUE	Tax Collector/Property Appraiser Fees	549114-51301	\$150.00	
							<b>Check Total</b>	<u>\$150.00</u>
<b>CHECK # 1108</b>								
001	06/07/22	TIMES PUBLISHING COMPANY	0000222351	NOTICE OF MEETING 4/13-4/27/22	Legal Advertising	548002-51301	\$86.00	
001	06/07/22	TIMES PUBLISHING COMPANY	0000225105	QUALIFYING PERIOD FOR CANDIDATES 5/22/22	Legal Advertising	548002-51301	\$166.50	
							<b>Check Total</b>	<u>\$252.50</u>
<b>CHECK # 1109</b>								
001	06/20/22	BEST TERMITE & PEST CONTROL, INC	1142858-A	MONTHLY PEST CONTROL	Contracts-Pest Control	534125-57201	\$55.00	
001	06/20/22	BEST TERMITE & PEST CONTROL, INC	1147451	PEST CONTROL 5/19/22	Contracts-Pest Control	534125-57201	\$55.00	
							<b>Check Total</b>	<u>\$110.00</u>
<b>CHECK # 1110</b>								
001	06/20/22	BLUE WATER AQUATICS, INC	28787	MAY AQUATIC SVCS/MOSQUITO DUNKS	Aquatic Maintenance	546995-53805	\$640.00	
001	06/20/22	BLUE WATER AQUATICS, INC	28814	JUNE 2022 AQUATIC SVCS	Aquatic Maintenance	546995-53805	\$640.00	
							<b>Check Total</b>	<u>\$1,280.00</u>
<b>CHECK # 1111</b>								
001	06/20/22	COUNTY SANITATION	26100065	REFUSE REMOVAL 14835 CARAVAN AVE	Garbage - Recreation Facility	531133-53401	\$223.41	
							<b>Check Total</b>	<u>\$223.41</u>
<b>CHECK # 1112</b>								
001	06/20/22	DCSI, INC	29589	ALARM MONITORING SVCS	Security System Monitoring & Maint.	546479-57201	\$59.99	
001	06/20/22	DCSI, INC	29673	ALARM MONITORING SVCS	Security System Monitoring & Maint.	546479-57201	\$59.99	
							<b>Check Total</b>	<u>\$119.98</u>
<b>CHECK # 1113</b>								
001	06/20/22	FEDEX	7-773-28400	MAY POSTAGE	Mailed Notices - Postage	541014-51301	\$126.87	
							<b>Check Total</b>	<u>\$126.87</u>
<b>CHECK # 1114</b>								
001	06/20/22	GLENN PENNING	060922	GATE REPAIRS	Misc-Contingency	549900-53985	\$12.26	
							<b>Check Total</b>	<u>\$12.26</u>
<b>CHECK # 1115</b>								
001	06/20/22	HALFF ASSOCIATES INC	10071554	ENG SVCS THRU APRIL 2022	ProfServ-Engineering	531013-51501	\$1,955.52	
							<b>Check Total</b>	<u>\$1,955.52</u>

**ASTURIA COMMUNITY DEVELOPMENT DISTRICT**

**Payment Register by Fund  
For the Period from 06/01/22 to 06/30/22  
(Sorted by Check / ACH No.)**

Fund No.	Date	Payee	Invoice No.	Payment Description	Invoice / GL Description	G/L Account #	Amount Paid	
<b>CHECK # 1116</b>								
001	06/20/22	INFRAMARK	77576	MAY 2022 MGMT FEES	ProfServ-Mgmt Consulting	531027-51201	\$4,829.58	
001	06/20/22	INFRAMARK	77576	MAY 2022 MGMT FEES	ProfServ-Field Mgmt	531016-57201	\$3,407.42	
							<b>Check Total</b>	<b>\$8,237.00</b>
<b>CHECK # 1117</b>								
001	06/20/22	TRINITY AIR QUALITY	1384	REPLACE OUTDOOR UNIT	Facility A/C & Heating Maintenance & Repair	546177-57201	\$3,675.00	
							<b>Check Total</b>	<b>\$3,675.00</b>
<b>CHECK # 1118</b>								
001	06/20/22	VALLEY NATIONAL BANK - CC	060722-4255	MAY PURCHASES	RUG FOR CLUBHOUSE	549999-57201	\$43.19	
001	06/20/22	VALLEY NATIONAL BANK - CC	060722-4255	MAY PURCHASES	MATERIALS FOR FENCE REPAIRS	546176-57201	\$360.42	
							<b>Check Total</b>	<b>\$403.61</b>
<b>CHECK # 1119</b>								
001	06/20/22	SUNCOAST POOL SERVICE	8222	MAY 2022 POOL MAINT	ProfServ-Pool Maintenance	531034-57201	\$870.00	
001	06/20/22	SUNCOAST POOL SERVICE	8307	JUNE 2022 POOL MAINT	ProfServ-Pool Maintenance	531034-57201	\$870.00	
							<b>Check Total</b>	<b>\$1,740.00</b>
<b>CHECK # 1120</b>								
001	06/20/22	TAMPA POOP 911 LLC	A042022	WEEKLY PET WASTE REMOVAL	Park Garbage & Dog Waste Station Supplies	552163-57226	\$684.66	
001	06/20/22	TAMPA POOP 911 LLC	A052022	MAY 2022 DAG WASTE MAINT	Park Garbage & Dog Waste Station Supplies	552163-57226	\$684.66	
							<b>Check Total</b>	<b>\$1,369.32</b>
<b>CHECK # 1121</b>								
001	06/29/22	BEST TERMITE & PEST CONTROL, INC	1153100	PEST CONTROL 6/21/22	Contracts-Pest Control	534125-57201	\$55.00	
							<b>Check Total</b>	<b>\$55.00</b>
<b>CHECK # 1122</b>								
001	06/29/22	ELECTRO SANITATION SERVICES	033122	CLEANING SUPPLIES	Clubhouse - Facility Janitorial Supplies	552149-57201	\$175.00	
001	06/29/22	ELECTRO SANITATION SERVICES	051722	CLEANING SUPPLIES	Clubhouse - Facility Janitorial Supplies	552149-57201	\$110.90	
001	06/29/22	ELECTRO SANITATION SERVICES	0006	JANITORIAL SVCS 5/16-6/10/22	Contracts-Cleaning Services	534082-57201	\$1,200.00	
001	06/29/22	ELECTRO SANITATION SERVICES	061522	CLEANING SUPPLIES	Clubhouse - Facility Janitorial Supplies	552149-57201	\$149.95	
001	06/29/22	ELECTRO SANITATION SERVICES	0005	JANITORIAL SVCS 4/16-5/15/22	4/16/22-5/15/22 Service	534082-57201	\$1,200.00	
							<b>Check Total</b>	<b>\$2,835.85</b>
<b>CHECK # 1123</b>								
001	06/29/22	KUTAK ROCK LLP	3049197	GENERAL COUNSEL THRU APRIL 2022	ProfServ-Legal Services	531023-51401	\$1,921.50	
							<b>Check Total</b>	<b>\$1,921.50</b>
<b>CHECK # 1124</b>								
001	06/29/22	REDTREE LANDSCAPE SYSTEMS LLC	10324	MAY 2022 GROUNDS MAINT	Landscape Maintenance	546300-53908	\$12,975.00	
001	06/29/22	REDTREE LANDSCAPE SYSTEMS LLC	10563	JUNE 2022 LANDSCAPE MAINT	Landscape Maintenance	546300-53908	\$12,975.00	
001	06/29/22	REDTREE LANDSCAPE SYSTEMS LLC	10563	CREDIT PER NOTE ON INVOICE	Landscape Maintenance	546300-53908	(\$1,475.00)	
001	06/29/22	REDTREE LANDSCAPE SYSTEMS LLC	10324	CM PER NOTE ON INVOICE	Landscape Maintenance	546300-53908	(\$6,472.36)	
							<b>Check Total</b>	<b>\$18,002.64</b>



**ASTURIA COMMUNITY DEVELOPMENT DISTRICT**

**Payment Register by Fund  
For the Period from 06/01/22 to 06/30/22  
(Sorted by Check / ACH No.)**

Fund No.	Date	Payee	Invoice No.	Payment Description	Invoice / GL Description	G/L Account #	Amount Paid	
<b>CHECK # DD133</b>								
001	06/03/22	DUKE ENERGY	051122 ACH	SERVICE 4/2 - 5/2/22	Electricity - Streetlights	543013-53100	\$2,208.27	
							<b>Check Total</b>	<u>\$2,208.27</u>
<b>CHECK # DD135</b>								
001	06/01/22	IPFS CORPORATION	052722-GAA-B96474	INSURANCE JUNE 2022	INSTALLMENT PAYMENT 8	545008-51301	\$1,789.71	
							<b>Check Total</b>	<u>\$1,789.71</u>
<b>CHECK # DD136</b>								
001	06/07/22	BRIGHTHOUSE NETWORKS - ACH	065826701052222 ACH	BILL PRD 5/21-6/20/22	Telephone/Fax/Internet Services	541009-57201	\$249.25	
							<b>Check Total</b>	<u>\$249.25</u>
<b>CHECK # DD137</b>								
001	06/24/22	DUKE ENERGY	060322 ACH	BILL PRD 5/3-6/1/22	Utility - Irrigation	543014-53100	\$365.01	
001	06/24/22	DUKE ENERGY	060322 ACH	BILL PRD 5/3-6/1/22	Electricity - Streetlights	543013-53100	\$2,901.98	
001	06/24/22	DUKE ENERGY	060322 ACH	BILL PRD 5/3-6/1/22	Utility - Recreation Facilities	543079-53100	\$2,010.30	
001	06/24/22	DUKE ENERGY	060322 ACH	BILL PRD 5/3-6/1/22	Utility Services	543063-53100	\$30.72	
							<b>Check Total</b>	<u>\$5,308.01</u>
<b>CHECK # DD138</b>								
001	06/20/22	PASCO COUNTY UTILITIES	060222 ACH	BILL PRD 4/19-5/19/22	Utility - Reclaimed Water	543028-53601	\$3,063.77	
							<b>Check Total</b>	<u>\$3,063.77</u>
							<b>Fund Total</b>	<u><b>\$55,412.42</b></u>

<b>Total Checks Paid</b>	<b>\$55,412.42</b>
--------------------------	--------------------

INVOICE# 25100738

INV DATE 05/01/22 Agenda Page 34

ACCOUNT# 455165

DUE DATE 05/25/22

County Sanitation Service  
5601 Haines Road North  
St. Petersburg, FL 33714

Phone (727)522-5794

Website www.countysanitationservice.com

ASTURIA PROPERTY CDD  
210 N. UNIVERSITY DR  
INFRAMARK  
SUITE 702  
CORAL SPRINGS, FL 33071

AMOUNT YOU ARE PAYING \_\_\_\_\_

AMOUNT 42.95

SERVICE ADDRESS: 14835 CARAVAN AVE (ODESSA, FL)

DATE	DESCRIPTION				AMOUNT
	<b>LOCATION: 14835 CARAVAN AVE</b>			<b>PRIOR BALANCE</b>	37.95
04/25/22	24104836	PAYMENT RECEIVED (Thank you)		1073	<37.95>
05/01/22	25100738	1	2Y BIN 1XW	TRASH REMOVAL	05/01/22-05/31/22
05/01/22	25100738	1	ADMIN FEE	ADMIN FEE	05/01/22
					39.00
					3.95
<p>You can now sign up for Paperless Billing. Contact the office to register your email or if you sign up for automatic payments you will automatically be switched to paperless billing.</p>					
<b>INV#</b> 25100738	<b>CURRENT</b>	<b>30 DAY</b>	<b>60 DAY</b>	<b>90 DAY</b>	<b>DATE</b> 05/01/22
<b>ACCT#</b> 455165	42.95				<b>PAGE</b> 1 OF 1

\$.00 per month late charge assessed on past due amounts

PLEASE PAY THIS AMOUNT

42.95



**Florida Department of Health  
in Pasco County  
Notification of Fees Due**



Agenda Page 35

**51-BID-5873344**

Permit Number  
**51-60-1609022**

**For: Swimming Pools - Public Pool > 25000 Gallons**

Fee Amount: \$280.00  
Previous Balance: \$0.00  
**Total Amount Due: \$280.00**

Payment Due Date: 06/30/2022 or Upon Receipt

**Notice:** This bill is due and payable in full upon receipt and must be received by the local office by the payment due date (06/30/2022).

Mail To: Attention: C/O Inframark  
Asturia Community Development District  
210 N University Drive, Suite 702  
Coral Springs, FL 33071

Please verify all information below at [www.myfloridaehpermit.com](http://www.myfloridaehpermit.com) and make changes as necessary.

**Account Information:**  
Name: Asturia CDD Pool  
Location: 14575 Promenade Parkway  
Odessa, FL 33556

Pool Volume: 92,190 gallons  
Bathing Load: 101  
Flow Rate: 505

**Owner Information:**  
Name: Asturia Community Development District  
Address: 210 N University Drive, Suite 702  
(Mailing) Coral Springs, FL 33071  
Home Phone: (813) 994-1001 Work Phone: ()

**Please go online to pay fee at:**  
**[www.MyFloridaEHPermit.com](http://www.MyFloridaEHPermit.com)**

Permit Number: **51-60-1609022** Bill ID: **51-BID-5873344**

Billing Questions call DOH-Pasco at: (727) 841-4425  
If you do not pay online, make checks payable to and mail invoice WITH payment to:  
Florida Department of Health In Pasco County  
5640 Main Street  
New Port Richey, FL 34652

Signature \_\_\_\_\_ Date \_\_\_\_\_

[Please RETURN invoice with your payment]

Batch Billing ID:54906

**PERMIT HOLDERS CAN NOW**

# pay invoices online!

The Florida Department of Health now offers a secure system for permit holders to pay invoices and print permits online!

- No sign-up cost.
- Save time. Paying a bill online is faster than mailing a check or hand delivering payment.
- Our safe and secure system will keep your information protected.
- Pay at your convenience. With our online system, you can pay with your credit card or e-check and don't have to worry about envelopes or stamps.

**Pay this invoice online at [www.myfloridaehpermit.com](http://www.myfloridaehpermit.com)**

NOTE: Payments made online will be assessed a small convenience fee. Visit the site for more information




ASTURIA  
Community Development District  
Check Request

Date: 5/12/22

Date Needed By: ASAP

Amount: \$ 150.00

Payable To: Pasco County Property Appraiser

Address: PO Box 401

City, State, Zip: Dade City, Fl 33526

Coding: \_\_\_\_\_

Requested By:

Authorized by: \_\_\_\_\_

Additional Directions:



Ms. Elizabeth Moore  
 Senior Programmer/Analyst  
 Inframark Management Services

April 29, 2022

Dear Ms. Moore:

Per the email sent on April 1, 2022, below are the changes to the non-Ad Valorem process for this year:

**DR408A Form (attached):** Our previous procedure included a “Preliminary” and “Final” version of this form created by our office. Each were submitted to our office by the TRIM and Final deadlines. Going forward, only the “Unmodified” DR408A form (attached) will be required before the final submission deadline.

**Taxing Authority and Meeting Time text:** This information was provided on the previous DR408A “Preliminary” certificate. Going forward, this information will be provided to us via email before the TRIM deadline.

**Increases in assessments from TRIM to Final:** Previously, our office would reject any increase. Going forward, our office will allow an increase. Each taxing authority is required to verify compliance with Florida Statutes regarding the non-Ad Valorem assessments.

Listed below is the Non-Ad Valorem Calendar for Asturia, Chapel Crossings, Estancia at Wiregrass, Heritage Springs, Lake Bernadette, Lexington Oaks, Meadow Pointe, Meadow Pointe II, New River, Oak Creek, Oakstead, and Watergrass II.

Non-Ad Valorem Calendar

- Annual Fees Due (\$150 each district) \* June 1, 2022
- Preliminary Certification and Certificate deadline date July 22, 2022
- Final Certification and Certificate deadline date September 15, 2022

**Please note:** All CDD payments must be postmarked by **June 1<sup>st</sup>** in order to have the CDD information included on the TRIM Notice. Payments postmarked after June 1<sup>st</sup> will be returned and the CDD will **NOT** be included on the notice. Please send all payments to PO Box 401, Dade City, FL 33526-0401.

**\*Note: This notification will serve as your invoice for payment.**

Enclosed for your use is the “Certificate to Non-Ad Valorem Assessment Roll” DR-408A form. All future correspondence will be sent via email rather than USPS mail.

If you have any questions, please contact Gayle Pavek at extension 4493 or you may reach her at [gpavek@pascopa.com](mailto:gpavek@pascopa.com).

Respectfully,

Mike Wells  
 Pasco County Property Appraiser  
 352-521-4437  
[mwells@pascopa.com](mailto:mwells@pascopa.com)  
 MW/gp

PLEASE MAIL ALL CORRESPONDENCE TO: PASCO COUNTY PROPERTY APPRAISER - PO BOX 401, DADE CITY, FLORIDA 33526-0401

Current Period	30 Days	60 Days	90 Days	Over 120 Days	Unapplied	Total Amount Due
\$160.00	\$0.00	\$0.00	\$0.00	\$0.00	\$0.00	\$160.00

FOR BILLING INQUIRIES CONTACT:  
 Credit Dept (727) 893-8282  
 credit@tampabay.com  
 Account Rep: User Unassigned  
 Account Rep #:

Fed Tax ID 59-0482470  
 Times Publishing Company  
 PO Box 112  
 St Petersburg, FL 33731

Billing Period	Account Number	Advertiser Name	Agency Number	Agency Name
4/ 1/22 - 4/30/22	323151	ASTURIA CDD		

Start	Stop	Ad Number	Placement	Product	Description PO Number	Ins.	Size	Net Amount
					Balance Forward			\$0.00
04/13/22	04/13/22	0000220953 0000220953	Legals CLS	BayLink PA	Emergency Meeting Affidavit	2	2x31 L	\$72.00 \$2.00
04/27/22	04/27/22	0000222351 0000222351	Legals CLS	BayLink PA	Meeting Affidavit	2	2x36 L	\$84.00 \$2.00

PLEASE DETACH AND RETURN LOWER PORTION WITH YOUR REMITTANCE



Billing Date	Billing Period	Advertiser Name		
04/30/2022	4/ 1/22 - 4/30/22	ASTURIA CDD		
Account Number	Agency Number	Total Amount Due	Current Period	Terms of Payment
323151		\$160.00	\$160.00	Net 30 Days
30 Days	60 Days	90 Days	Over 120 Days	Unapplied
\$0.00	\$0.00	\$0.00	\$0.00	\$0.00
Due Date	05/31/2022		Amount Paid	

PLEASE WRITE ACCOUNT NUMBER ON CHECK

ASTURIA CDD  
 C/O INFRAMARK  
 210 N. UNIVERSITY DRIVE SUITE 702  
 POMPANO BEACH, FL 33071

**PLEASE REMIT PAYMENT TO:**  
 Times Publishing Company  
 DEPT 3396  
 PO BOX 123396  
 DALLAS, TX 75312-3396



tampabay.com

Times Publishing Company  
 DEPT 3396  
 PO BOX 123396  
 DALLAS, TX 75312-3396  
 Toll Free Phone: 1 (877) 321-7355  
 Fed Tax ID 59-0482470

**ADVERTISING INVOICE**

Agenda Page 39

<b>Advertising Run Dates</b>		<b>Advertiser Name</b>	
05/22/22		ASTURIA CDD	
<b>Billing Date</b>	<b>Sales Rep</b>	<b>Customer Account</b>	
05/22/2022	Deirdre Bonett	323151	
<b>Total Amount Due</b>		<b>Ad Number</b>	
\$166.50		0000225105	

**PAYMENT DUE UPON RECEIPT**

Start	Stop	Ad Number	Product	Placement	Description PO Number	Ins.	Size	Net Amount
05/22/22	05/22/22	0000225105	Times	Legals CLS	QUALIFYING PERIOD FOR CANDIDATES	1	2x48 L	\$164.50
05/22/22	05/22/22	0000225105	Tampabay.com	Legals CLS	QUALIFYING PERIOD FOR CANDIDATES AffidavitMaterial	1	2x48 L	\$0.00 \$2.00

PLEASE DETACH AND RETURN LOWER PORTION WITH YOUR REMITTANCE



tampabay.com

DEPT 3396  
 PO BOX 123396  
 DALLAS, TX 75312-3396  
 Toll Free Phone: 1 (877) 321-7355

<b>Advertising Run Dates</b>		<b>Advertiser Name</b>	
05/22/22		ASTURIA CDD	
<b>Billing Date</b>	<b>Sales Rep</b>	<b>Customer Account</b>	
05/22/2022	Deirdre Bonett	323151	
<b>Total Amount Due</b>		<b>Ad Number</b>	
\$166.50		0000225105	

**ADVERTISING INVOICE**

Thank you for your business.

**DO NOT SEND CASH BY MAIL**

PLEASE MAKE CHECK PAYBLE TO: **TIMES PUBLISHING COMPANY**

**REMIT TO:**

**ASTURIA CDD  
 C/O INFRAMARK  
 210 N. UNIVERSITY DRIVE SUITE 702  
 POMPANO BEACH, FL 33071**

**Times Publishing Company  
 DEPT 3396  
 PO BOX 123396  
 DALLAS, TX 75312-3396**

0000225105-01

**Tampa Bay Times**  
**Published Daily**

**STATE OF FLORIDA**  
**COUNTY OF Pasco**

} SS

Before the undersigned authority personally appeared **Deirdre Bonett** who on oath says that he/she is **Legal Advertising Representative** of the **Tampa Bay Times** a daily newspaper printed in St. Petersburg, in Pinellas County, Florida; that the attached copy of advertisement, being a Legal Notice in the matter **RE: QUALIFYING PERIOD FOR CANDIDATES** was published in said newspaper by print in the issues of: **5/22/22** or by publication on the newspaper's website, if authorized, on

Affiant further says the said **Tampa Bay Times** is a newspaper published in **Pasco** County, Florida and that the said newspaper has heretofore been continuously published in said **Pasco** County, Florida each day and has been entered as a second class mail matter at the post office in said **Pasco** County, Florida for a period of one year next preceding the first publication of the attached copy of advertisement, and affiant further says that he/she neither paid not promised any person, firm or corporation any discount, rebate, commission or refund for the purpose of securing this advertisement for publication in the said newspaper.

\_\_\_\_\_  
**Signature Affiant**

Sworn to and subscribed before me this **05/22/2022**

\_\_\_\_\_  
**Signature of Notary Public**

Personally known \_\_\_\_\_  \_\_\_\_\_ or produced identification

Type of identification produced \_\_\_\_\_

**NOTICE OF QUALIFYING PERIOD FOR CANDIDATES FOR THE BOARD OF SUPERVISORS OF THE ASTURIA COMMUNITY DEVELOPMENT DISTRICT**

Notice is hereby given that the qualifying period for candidates for the Office of Supervisor of the Asturia Community Development District ("District") will commence at noon on Monday June 13, 2022, and close at noon on Friday June 17, 2022. Candidates may qualify for the Office of Supervisor of the District with the Pasco County Supervisor of Elections by mail to the Honorable Brian E. Corley, Supervisor of Elections, Post Office Box 300, Dade City, Florida 33526 or in person at the following office locations:

East Pasco Government Center 14236 6th Street, Suite 200 Dade City, FL 33526 Telephone: (352) 521-4302  
Central Pasco Professional Center 4111 Land O'Lakes Blvd., Room 105 Land O'Lakes, FL 34639 Telephone: (813) 929-2788


West Pasco Government Center 8731 Citizens Drive, Suite 110 New Port Richey, FL 34654 Telephone: (727) 847-8162

All candidates shall qualify for individual Seats in accordance with Section 99.061, Florida Statutes, and must also be a qualified elector of the District. A qualified elector is any person at least 18 years of age who is a citizen of the United States, a legal resident of the State of Florida and of the District, and who is registered to vote with the Pasco County Supervisor of Elections. Campaigns shall be conducted in accordance with Chapter 106, Florida Statutes.

The Asturia Community Development District has two (2) Seats up for election, specifically Seats 4 and 5. Each Seat carries a four-year term of office. Elections are nonpartisan and will be held at the same time as the General Election on November 8, 2022, and in the manner prescribed by law for General Elections.

For the latest information and additional information, please contact the Pasco County Supervisor of Elections or visit their website at [www.pascovotes.gov/](http://www.pascovotes.gov/).  
May 22, 2022

0000225105





**INVOICE 1142858 Dated 4/21/2022**

Best Termite and Pest Control Inc.  
 8120 N Armenia Ave  
 TAMPA, FL 33604  
 813-935-0998

ASTURIA CDD c/o INFRAMARK  
 210 N University Dr  
 SUITE 702  
 CORAL SPRINGS, FL 33071

Acct # 60154  
 Lic#: JB297  
 Purchase order

DESCRIPTION	INVOICE	DISCOUNT	TAX	QUANTITY	AMOUNT DUE
-------------	---------	----------	-----	----------	------------

**For service at: ASTURIA CDD c/o INFRAMARK 14575 State Road 54 SUITE 702 ODESSA, FL**

Commercial Pest Control	\$55.00	\$0.00	\$0.00		\$55.00
Monthly					

Total Payment Amount: \$0.00

<b>PLEASE REMIT</b>	<b>\$55.00</b>
---------------------	----------------

spider webs removed from porch wasp nest over eves

Customer  
Signature



Best Termite and Pest Control Inc.

**PLEASE RETURN THIS PORTION WITH YOUR PAYMENT**

8120 N Armenia Ave  
 TAMPA, FL 33604

Acct # 60154  
 ASTURIA CDD c/o INFRAMARK

**INVOICE 1142858 Dated 4/21/2022**  
**PLEASE REMIT \$55.00**




# BEST

TERMITE & PEST CONTROL, INC.

## Best Termite & Pest Control, Inc.

Protecting Your Health, Property & Environment Since 1979!

Connect with us 

Call Anytime: 813-935-0998

### INVOICE

#### Billing Account Information

ACCOUNT #: 60154  
REGISTRATION #: F840EF92  
ASTURIA CDD c/o INFRAMARK  
210 N University Dr  
Coral Springs, FL 33071

#### Company Information

BEST TERMITE AND PEST CONTROL INC.  
8120 N Armenia Ave  
Tampa, FL 33604  
813-935-0998

Description:

#### Invoice Details

*ASTURIA CDD c/o INFRAMARK, For service at 14575 State Road 54 Odessa, FL 33556*

<u>DATE</u>	<u>PO #</u>	<u>INV #</u>	<u>TOTAL</u>	<u>DISCOUNT</u>	<u>TAX</u>	<u>ADJUSTMENT</u>	<u>GRAND TOTAL</u>
5/19/2022		1147451	\$55.00	\$0.00	\$0.00	\$0.00	\$55.00

<u>DESCRIPTION</u>	<u>TOTAL</u>	<u>DISCOUNT</u>	<u>TAX</u>
Commercial Pest Control Monthly	\$55.00	\$0.00	\$0.00

**PLEASE REMIT: \$55.00**

[Click here to log on to your account to review history, manage your profile and review services](#)

[www.bestpestmanagement.com](http://www.bestpestmanagement.com)



**Blue Water Aquatics, Inc.**

5119 State Road 54  
 New Port Richey, FL 34652  
 727-842-2100  
 office@bluewateraquaticsinc.com  
 www.bluewateraquaticsinc.com



**INVOICE**

**BILL TO**  
 Asturia CDD  
 c/o Inframark  
 210 North University Drive. Suite 702  
 Coral Springs, FL 33071

INVOICE 28787  
 DATE 05/26/2022  
 TERMS Net 45  
 DUE DATE 07/10/2022

DATE		DESCRIPTION	QTY	RATE	AMOUNT
05/02/2022	Pond Treatment	Aquatic Services - Treatment Report Attached	1	620.00	620.00
05/02/2022	Mosquito Dunks	Mosquito Dunks	4	5.00	20.00
05/09/2022	Pond Treatment	Aquatic Services - SERVICE REQUEST ON POND 3510B Treatment Report Attached	1	0.00	0.00

BALANCE DUE **\$640.00**

**Blue Water Aquatics, Inc.**

5119 State Road 54  
New Port Richey, FL 34652  
727-842-2100  
office@bluewateraquaticsinc.com  
www.bluewateraquaticsinc.com



**INVOICE**

**BILL TO**  
Asturia CDD  
c/o Inframark  
210 North University Drive. Suite 702  
Coral Springs, FL 33071

INVOICE 28814  
DATE 06/02/2022  
TERMS Net 45  
DUE DATE 07/17/2022

DATE		DESCRIPTION	QTY	RATE	AMOUNT
06/01/2022	Pond Treatment	Aquatic Services - Serv Request on Pond 3400B Treatment Report Attached	1	0.00	0.00
06/01/2022	Mosquito Dunks	Aquatic Services - Mosquito Dunks Treatment Report Attached	4	5.00	20.00
06/01/2022	Pond Treatment	Aquatic Services - Treatment Report Attached	1	620.00	620.00

BALANCE DUE **\$640.00**

County Sanitation Service  
 5601 Haines Road North  
 St. Petersburg, FL 33714

Phone (727)522-5794  
 Website www.countysanitationservice.com

INVOICE# 26100065  
 INV DATE 06/01/22  
 ACCOUNT# 455165  
 DUE DATE 06/25/22

ASTURIA PROPERTY CDD  
 210 N. UNIVERSITY DR  
 INFRAMARK  
 SUITE 702  
 CORAL SPRINGS, FL 33071

AMOUNT YOU  
 ARE PAYING \_\_\_\_\_

AMOUNT 223.41

SERVICE ADDRESS: 14835 CARAVAN AVE (ODESSA, FL)

DATE	DESCRIPTION					AMOUNT
	<b>LOCATION: 14835 CARAVAN AVE</b>				<b>PRIOR BALANCE</b>	42.95
05/18/22	26100065	1	EQUIPMENT SALES	EQUIPMENT SALES 05/18/22	00004938	100.00
05/18/22			PURCHASE 95G			
06/01/22	26100065	1	2Y BIN 1XW	TRASH REMOVAL 06/01/22-06/30/22		39.00
06/01/22	26100065	1	FUEL SURCHARGE	FUEL SURCHARGE 06/01/22		12.51
06/01/22	26100065	1	ADMIN FEE	ADMIN FEE 06/01/22		3.95
06/01/22	26100065	1	LATE CHARGE	LATE CHARGE 05/01/22		25.00
<p>You can now sign up for Paperless Billing. Contact the office to register your email or if you sign up for automatic payments you will automatically be switched to paperless billing.</p> <p>PLEASE SEND PAST DUE AMOUNT IMMEDIATELY!</p>						
INV# 26100065	CURRENT	30 DAY	60 DAY	90 DAY	DATE 06/01/22	
ACCT# 455165	180.46	42.95			PAGE 1 OF 1	

\$25.00 per month late charge assessed on past due amounts

PLEASE PAY THIS AMOUNT 223.41

# Invoice



**DCSI, Inc. "Security & Sound"**  
 P.O. Box 265  
 Lutz, FL 33548  
 (813)949-6500  
 info@dcsisecurity.com  
 http://DCSIsecurity.com

BILL TO
Asturia CDD C/O Inframark 210 N. University Drive, Suite 702 Coral Springs, FL 33071

SHIP TO
Asturia CDD 14575 Promenade Parkway Odessa, FL 33556

INVOICE #	DATE	TOTAL DUE	DUE DATE	TERMS	ENCLOSED
29589	05/11/2022	\$59.99	05/26/2022	Net 15	

**P.O. NUMBER**  
1/11/19-XX-01i

**SALES REP**  
DC

**ACCT#/LOT/BLK**  
AN46230

DATE	ACTIVITY	QTY	RATE	AMOUNT
	<b>Alarm Monitoring Service:RR-TC-599901i</b> 24 HR ALARM MONITORING SERVICE WITH TOTAL CONNECT MONTHLY INVOICING	1	59.99	59.99

Thank you for choosing DCSI, Inc as your "Security & Sound" company!  
 \*ALL SYSTEMS COME WITH 90 DAYS WARRANTY ON LABOR AND ONE YEAR WARRANTY ON PARTS, UNLESS OTHERWISE NOTED.  
 \*\*Returned Checks will receive \$25 NSF Fee.  
 \*\*\*Late Fees are 1.5% per month

BALANCE DUE

**\$59.99**

# Invoice



**DCSI, Inc. "Security & Sound"**  
 P.O. Box 265  
 Lutz, FL 33548  
 (813)949-6500  
 info@dcsisecurity.com  
 http://DCSIsecurity.com

BILL TO
Asturia CDD C/O Inframark 210 N. University Drive, Suite 702 Coral Springs, FL 33071

SHIP TO
Asturia CDD 14575 Promenade Parkway Odessa, FL 33556

INVOICE #	DATE	TOTAL DUE	DUE DATE	TERMS	ENCLOSED
29673	06/11/2022	\$59.99	06/26/2022	Net 15	

<b>P.O. NUMBER</b> 1/11/19-XX-01i	<b>SALES REP</b> DC	<b>ACCT#/LOT/BLK</b> AN46230
--------------------------------------	------------------------	---------------------------------

DATE	ACTIVITY	QTY	RATE	AMOUNT
	<b>Alarm Monitoring Service:RR-TC-599901i</b> 24 HR ALARM MONITORING SERVICE WITH TOTAL CONNECT MONTHLY INVOICING	1	59.99	59.99

Thank you for choosing DCSI, Inc as your "Security & Sound" company!  
 \*ALL SYSTEMS COME WITH 90 DAYS WARRANTY ON LABOR AND ONE YEAR WARRANTY ON PARTS, UNLESS OTHERWISE NOTED.  
 \*\*Returned Checks will receive \$25 NSF Fee.  
 \*\*\*Late Fees are 1.5% per month

BALANCE DUE **\$59.99**



<b>Invoice Number</b> 7-773-28400	<b>Invoice Date</b> May 31, 2022	<b>Account Number</b>	Page 1 of 3
--------------------------------------	-------------------------------------	-----------------------	----------------

**Billing Address:**

ASTURIA CDD  
AP DEPT  
210 N UNIVERSITY DR STE 702  
STE 702  
CORAL SPRINGS FL 33071-7320

**Shipping Address:**

ASTURIA CDD  
210 N UNIVERSITY DR STE 702  
CORAL SPRINGS FL 33071-7320

**Invoice Questions?**

**Contact FedEx Revenue Services**

Phone: 800.622.1147  
M-F 7 AM to 8 PM CST  
Sa 7 AM to 6 PM CST  
Internet: fedex.com

**Invoice Summary**

**FedEx Express Services**

Total Charges	USD	\$126.87
<b>TOTAL THIS INVOICE</b>	<b>USD</b>	<b>\$126.87</b>

Other discounts may apply.

To pay your FedEx invoice, please go to [www.fedex.com/payment](http://www.fedex.com/payment). Thank you for using FedEx.

**Account Summary as of May 31, 2022**

Previous Balance	2.77
Payments	0.00
Adjustments	0.00
New Charges	126.87

**New Account Balance \$129.64**

*Payments not received by Jun 15, 2022 are subject to a late fee.*



Detailed descriptions of surcharges can be located at [fedex.com](http://fedex.com)

To ensure proper credit, please return this portion with your payment to FedEx. Please do not staple or fold. Please make check payable to FedEx.

<b>Invoice Number</b> 7-773-28400	<b>Invoice Amount</b> USD \$126.87	<b>Account Number</b>	<b>Account Balance</b> USD \$129.64
--------------------------------------	---------------------------------------	-----------------------	--

**Remittance Advice**

**Your payment is due by Jun 15, 2022**

*Payments not received by this date are subject to a late fee.*

77732840000000

00001268700

0029414 01 AB 0.461 \*\*AUTO T1 0 1150 33071-732077 -C01-P29443-11



ASTURIA CDD  
AP DEPT  
210 N UNIVERSITY DR STE 702  
STE 702  
CORAL SPRINGS FL 33071-7320



FedEx  
P.O. Box 660481  
DALLAS TX 75266-0481



63306500003775



<b>Invoice Number</b> 7-773-28400	<b>Invoice Date</b> May 31, 2022	<b>Account Number</b>	Page 2 of 3
--------------------------------------	-------------------------------------	-----------------------	----------------

**FedEx Express Shipment Detail By Payor Type (Original)**

**Ship Date:** May 20, 2022      **Cust. Ref.:** Asturia / Fleming Island      **Ref.#2:**  
**Payor:** Third Party      **Ref.#3:**

- Fuel Surcharge - FedEx has applied a fuel surcharge of 24.25% to this shipment.
- Distance Based Pricing, Zone 5

<b>Automation</b>	INET	<b>Sender</b>	<b>Recipient</b>	
<b>Tracking ID</b>	776916770768	Anna Golovan-Cifelli	JOHN SHIRODA	
<b>Service Type</b>	FedEx 2Day	Inframark, LLC.	HANCOCK WHITNEY BANK CRP TRST	
<b>Package Type</b>	FedEx Envelope	210 N UNIVERSITY DR	445 NORTH BLVD	
<b>Zone</b>	05	CORAL SPRINGS FL 33071 US	BATON ROUGE LA 70802 US	
<b>Packages</b>	1			
<b>Rated Weight</b>	N/A			
<b>Delivered</b>	May 24, 2022 09:28	<b>Transportation Charge</b>		26.39
<b>Svc Area</b>	A2	<b>Fuel Surcharge</b>		6.40
<b>Signed by</b>	K.TROSCLAIR	<b>Third Party Billing</b>		1.48
<b>FedEx Use</b>	000000000/1111/_	<b>Total Charge</b>	<b>USD</b>	<b>\$34.27</b>

**Ship Date:** May 24, 2022      **Cust. Ref.:** NO REFERENCE INFORMATION      **Ref.#2:**  
**Payor:** Third Party      **Ref.#3:**

- Fuel Surcharge - FedEx has applied a fuel surcharge of 23.00% to this shipment.
- Distance Based Pricing, Zone 3
- Package sent from: 33069 zip code
- Package Delivered to Recipient Address - Release Authorized

<b>Automation</b>	INET	<b>Sender</b>	<b>Recipient</b>	
<b>Tracking ID</b>	776942377232	Angel Montagna	JAMES CHAMBERS	
<b>Service Type</b>	FedEx Standard Overnight	Inframark, LLC.	2421 HEARTH DR	
<b>Package Type</b>	FedEx Envelope	313 Campus St	ODESSA FL 33556 US	
<b>Zone</b>	03	KISSIMMEE FL 34747 US		
<b>Packages</b>	1			
<b>Rated Weight</b>	N/A	<b>Transportation Charge</b>		33.37
<b>Delivered</b>	May 25, 2022 13:59	<b>Fuel Surcharge</b>		8.89
<b>Svc Area</b>	A2	<b>Residential Delivery</b>		5.30
<b>Signed by</b>	see above	<b>Third Party Billing</b>		2.14
<b>FedEx Use</b>	000000000/211/02	<b>Total Charge</b>	<b>USD</b>	<b>\$49.70</b>

**FedEx® Billing Online**

FedEx Billing Online allows you to efficiently manage and pay your FedEx invoices online. It's free, easy and secure. FedEx Billing Online helps you streamline your billing process. With all your FedEx shipping information available in one secure online location, you never have to worry about misplacing a paper invoice or sifting through reams of paper to find information for past shipments. Go to [fedex.com](http://fedex.com) to sign up today!



<b>Invoice Number</b>	<b>Invoice Date</b>	<b>Account Number</b>	Page
7-773-28400	May 31, 2022		3 of 3

**Ship Date:** May 24, 2022

**Cust. Ref.:** NO REFERENCE INFORMATION

**Ref.#2:**

**Payor:** Third Party

**Ref.#3:**

- Fuel Surcharge - FedEx has applied a fuel surcharge of 23.00% to this shipment.
- Distance Based Pricing, Zone 3
- Package sent from: 33069 zip code

<b>Automation</b>	INET	<b>Sender</b>	<b>Recipient</b>	
<b>Tracking ID</b>	776942503718	Angel Montagna	TRINITY AIR QULITY HEATING & C	
<b>Service Type</b>	FedEx Standard Overnight	Inframark, LLC.	3152 LITTLE RD.	
<b>Package Type</b>	FedEx Envelope	313 Campus St	NEW PORT RICHEY FL 34655 US	
<b>Zone</b>	03	KISSIMMEE FL 34747 US		
<b>Packages</b>	1			
<b>Rated Weight</b>	N/A			
<b>Delivered</b>	May 25, 2022 10:11	Transportation Charge		33.37
<b>Svc Area</b>	A2	Fuel Surcharge		7.68
<b>Signed by</b>	D.CRAWFORD	Third Party Billing		1.85
<b>FedEx Use</b>	000000000/211/_	<b>Total Charge</b>	<b>USD</b>	<b>\$42.90</b>
			<b>Third Party Subtotal</b>	<b>USD</b>
				<b>\$126.87</b>
			<b>Total FedEx Express</b>	<b>USD</b>
				<b>\$126.87</b>



Asturia Community Development District  
 2654 Cypress Ridge Blvd., Ste 101, Suite 101  
 Wesley Chapel FL 33544

Invoice Date: 04/28/2022  
 Invoice: 10071554  
 Project: 046450.001  
 Task Order #: 001

Attention: Bob Nanni, bob.nanni@inframark.com  
 Project Name: Asturia CDD/Preliminary Investigation

For Professional Services Rendered through: April 17, 2022

Hourly	Earned To Date	Previous Amount	Current Amount
000100 - Attend CDD Board Meetings (in-person or	1,352.61	821.85	530.76
000200 - Existing Road and Drainage Evaluation (i	6,830.22	5,405.46	1,424.76
000300 - Other Work	0.00	0.00	0.00
009999 - Reimbursable Expenses	33.93	33.93	0.00
<b>Total Hourly Services:</b>	<b>8,216.76</b>	<b>6,261.24</b>	<b>1,955.52</b>

Total Earned to Date: 8,216.76  
 Less Previous Billed: 6,261.24  
**Amount Due this Invoice: 1,955.52**

Outstanding Invoices:

Number	Date	Balance
10069622	03/30/2022	6,261.24
<b>Total</b>		<b>6,261.24</b>

Remit payment to P.O. Box 678316, Dallas, TX 75267-8316  
 Reference Project 046450.001 and Invoice 10071554  
 Contact Tina Horn at tHorn@Halff.com with any billing questions.

**Half Associates, Inc.**  
**P.O. Box 678316**  
**Dallas, TX 75267**

Bob Nanni  
 Asturia Community Development District  
 2654 Cypress Ridge Blvd., Ste 101  
 Suite 101  
 Wesley Chapel, FL 33544

April 28, 2022  
 Project No: 046450.001  
 Invoice No: 10071554  
 Invoice Total: \$1,955.52  
 Task Order #: 001

046450.001 Asturia CDD/Preliminary Investigation

**Professional Services thru April 17, 2022**

Phase 000100 Attend CDD Board Meetings (in-person or virtual)

**Professional Personnel**

		<b>Hours</b>	<b>Rate</b>	<b>Amount</b>
Engineer V - Civil				
	3/22/2022	2.00	265.38	530.76
CDD Board Meeting (call-in) and doc review				
	Totals	2.00		530.76
<b>Total Labor</b>				<b>530.76</b>

Phase 000200 Existing Road and Drainage Evaluation (info collection & review & recommendations)

**Professional Personnel**

		<b>Hours</b>	<b>Rate</b>	<b>Amount</b>
Engineer II - Civil				
	4/14/2022	3.00	121.08	363.24
filing gray usb drive into the server and researching plans for completeness				
Engineer V - Civil				
	3/25/2022	2.00	265.38	530.76
review				
	4/11/2022	2.00	265.38	530.76
info coord and pick-up				
	Totals	7.00		1,424.76
<b>Total Labor</b>				<b>1,424.76</b>

Phase 000300 Other Work

Phase 009999 Reimbursable Expenses

**Total this Invoice** \$1,955.52

**Outstanding Invoices**

<b>Number</b>	<b>Date</b>	<b>Balance</b>
10069622	3/30/2022	6,261.24
<b>Total</b>		<b>6,261.24</b>

Invoice: 77576  
 Invoice Date: 5/16/2022  
 Due Date: 6/15/2022  
 Terms: Net 30  
 Project ID: ASTCDD  
 PO #:



Inframark LLC  
 2002 West Grand Parkway North  
 Suite 100  
 Katy, TX 77449

Bill To:  
 Asturia Community Development District  
 210 N University Dr Ste 702  
 Coral Springs FL 33071-7320  
 United States

**Services provided for the Month of: May 2022**

SALES DESCRIPTION	QUANTITY	UNITS	RATE	AMOUNT
<b>Management Services for the Month of: May 2022</b>				
Administrative Services 531027-51201	1	Ea	\$4,829.58	\$4,829.58
Field Operations 531016-57201	1	Ea	\$3,407.42	\$3,407.42
<b>Billable Expenses</b>				
<b>Subtotal</b>				<b>\$0.00</b>

<b>Subtotal</b>	<b>\$8,237.00</b>
<b>Tax (0%)</b>	<b>\$0.00</b>
<b>Total Due</b>	<b>\$8,237.00</b>



Inframark LLC  
2002 West Grand Parkway North  
Suite 100  
Katy, TX 77449

Invoice: 77576  
Invoice Date: 5/16/2022  
Due Date: 6/15/2022  
Terms: Net 30  
Project ID: ASTCDD  
PO #:

**Remit To : Inframark LLC, PO BOX 733778, Dallas,  
Texas, 75373-3778**

*To pay by Credit Card, please contact us at  
281-578-4299, 9:00am - 5:30pm EST, Monday –  
Friday. A surcharge fee may  
apply.*

*To pay via ACH or Wire, please refer to our banking  
information below:*

*Account Name: INFRAMARK, LLC  
ACH - Bank Routing Number: 111000614 / Account  
Number: 912593196  
Wire - Bank Routing Number: 021000021 / SWIFT  
Code: CHASUS33 / Account Number: 912593196*

*Please include the Customer ID and the Invoice  
Number on your form of payment.*



**Trinity Air Quality Heating@ Cooling**

InfraMark Asturia CDD  
 14575 Promenade Pkwy  
 Odessa, FL 33556

☎ (405) 315-0888  
 ✉ james.chambers@inframark.com

INVOICE	#1384
SERVICE DATE	May 30, 2022
INVOICE DATE	May 30, 2022
DUE	upon completion of work
<b>AMOUNT DUE</b>	<b>\$3,675.00</b>

**CONTACT US**

3152 Little Rd. Suite #377  
 Trinity, FL 34655

☎ (727) 239-8119  
 ✉ s.elkomous@trinityairquality.com


Service completed by: Samir Elkomous

**INVOICE**

Services	amount
Replace outdoor unit	\$3,500.00
<b>SCOPE OF WORK</b>	
- Disconnect outdoor unit No. 3 feeding fitness club	
- Deliver and install new outdoor unit 3 Ton heat pump Carrier/ Bryant.	
- Connect the new unit	
- Evacuate the system against moisture with vacuum up to 500 microns.	
- Operate the system and adjust the charge with ideal efficiency	
Insulate Air access door for unit No.4	\$175.00
<b>Total</b>	<b>\$3,675.00</b>



























STEPHEN J BLOOM  
 ASTURIA COMMUNITY DEVELOPMENT DISTRI  
 Account Number XXXX XXXX XXXX 4255

Monthly Statement 06/2022  
 Page 1 of 4

2420GDA4 - 000222 - 0001 - 0002 - 2

**Account Summary**

Credit Limit		\$5,000.00
Total Available Credit		\$4,596.39
Cash Credit Limit		\$1,500.00
Available Cash Credit		\$1,500.00
Statement Closing Date	06/07/22	
Days in Billing Cycle	30	
<b>Previous Balance</b>		<b>\$0.00</b>
Payments	-	\$0.00
Other Credits	-	\$0.00
Purchases and Adjustments	+	\$403.61
Cash Advances	+	\$0.00
<b>Fees Charged</b>	+	<b>\$0.00</b>
<b>Interest Charged</b>	+	<b>\$0.00</b>
<b>New Balance</b>		<b>\$403.61</b>

**Account Inquiries**



1-800-226-5001



VALLEY NATIONAL BANK  
 1445 VALLEY RD  
 WAYNE, NJ 07470-2088



Visit us online at: [valleynationalbank.com](http://valleynationalbank.com)

**Rewards Summary**

Previous Balance		\$0.00
Earned	+	\$4.03
Redeemed	-	\$0.00
Other Adjustments	+	\$0.00
Current Balance		\$4.03

**Payment Information**

<b>New Balance</b>	<b>\$403.61</b>
<b>Minimum Payment Due</b>	<b>\$10.00</b>
<b>Payment Due Date</b>	<b>07/04/22</b>

**Late Payment Warning:**  
 If we do not receive your minimum payment by the date listed above, you may have to pay a late fee up to \$39.00 and your APRs may be increased up to the Penalty APR of 21.80%.

**Minimum Payment Warning:**  
 If you make only the minimum payment each period, you will pay more in interest and it will take you longer to pay off your balance. For example:

If you make no additional charges using this card and each month you pay ...	You will pay off the balance shown on this statement in about ...	And you will end up paying an estimated total of ...
Only the Minimum Payment	4 years	\$463
\$13	3 years	\$468 (Savings = \$0)

If you would like information about credit counseling services, call 1-800-226-5001.

SEE REVERSE SIDE FOR IMPORTANT INFORMATION

DETACH HERE: To ensure proper credit, please include lower portion with your payment. Please write your account number on your check.



VALLEY NATIONAL BANK  
 1445 VALLEY RD  
 WAYNE NJ 07470-0558

VALLEY NATIONAL BANK  
 PO BOX 950  
 WAYNE NJ 07474-0950

STEPHEN J BLOOM \*\*N0000222  
 ASTURIA COMMUNITY DEVELOPMENT DISTRI  
 210 N UNIVERSITY DR STE 702  
 CORAL SPRINGS FL 33071-7320

Account Number XXXX XXXX XXXX 4255  
 New Balance \$403.61  
 Minimum Payment Due (Total) \$10.00  
 Payment Due Date 07/04/22

Amount Enclosed \$              
 ←Mail Payments To

Please check here and complete address change form on reverse side.

Mail this coupon along with your check payable to:  
 VALLEY NATIONAL BANK  
 or to make a payment online, visit:  
[valleynationalbank.com](http://valleynationalbank.com)

475028000014425500010000040361

STEPHEN J BLOOM  
 ASTURIA COMMUNITY DEVELOPMENT DISTRI  
 Account Number XXXX XXXX XXXX 4255

Monthly Statement 06/2022  
 Page 3 of 4

24203DAA - 000222 - 0002 - 0002 - 2

**Transaction Detail**

Post Date	Tran Date	Description	Reference Number	Amount \$
		<b>JAMES CHAMBERS</b>	<b>XXXX XXXX XXXX 4263</b>	<b>Total Activity \$403.61</b>
05/30	05/28	LOWES #00724* NEW PORT RICHL	08016878	360.42
05/30	05/29	AT HOME STORE 207 LUTZ FL	00248373	43.19

**2022 Year-To-Date Totals**

Total fees charged in 2022	\$0.00
Total interest charged in 2022	\$0.00

**Interest Charge Calculation**

Your Annual Percentage Rate (APR) is the annual interest rate on your account.

Type of Balance	Annual Percentage Rate (APR)	Balances Subject to Interest Rate	Interest Charge
PURCHASES	0.00%	\$0.00	\$0.00
CASH ADVANCE	14.00% (v)	\$0.00	\$0.00
BALANCE TRANSFER	0.00%	\$0.00	\$0.00

(v) = Variable Rate

# Invoice

Suncoast Pool Service

P.O. Box 224  
Elfers, FL 34680

Date	Invoice #
5/2/2022	8222

Bill To
Asturia CDD

P.O. No.	Terms	Project
May 2022	Net 30	

Quantity	Description	Rate	Amount
1	Swimming Pool Service including chemical balance, debris removal from surface and bottom of swimming pool, vacuuming, tile cleaning and skimming.  Operational checks of pumps, filter system, chemical feeders, flow meters and vacuum gauges. Chemicals Included.	870.00	870.00

Thank you for your business.

Phone #
(727) 271-1395

**Total** \$870.00

# Invoice

Suncoast Pool Service

P.O. Box 224  
Elfers, FL 34680

Date	Invoice #
6/1/2022	8307

Bill To
Asturia CDD

P.O. No.	Terms	Project
June 2022	Net 30	

Quantity	Description	Rate	Amount
1	Swimming Pool Service including chemical balance, debris removal from surface and bottom of swimming pool, vacuuming, tile cleaning and skimming.  Operational checks of pumps, filter system, chemical feeders, flow meters and vacuum gauges. Chemicals Included.	870.00	870.00

Thank you for your business.

Phone #
(727) 271-1395

**Total** \$870.00



POOP 911 Tampa  
 11721 Manistique Way  
 New Port Richey FL, 34654

Asturia CDD

Invoice A042022

April 2022

Description of services and area to be cleaned:

<i>Description</i>	<i>Price</i>
Weekly cleaning for 12 pet waste stations: remove pet waste, fill pick up bags, replace can liner	\$85.50 weekly \$370.5 monthly
Alternate "poop scooping" in select areas as need and directed by onsite property management.	\$15.16 monthly
Trash can service: empty 23 trash cans weekly	23 cans @ \$3 each \$69 weekly \$299 monthly
	Total Due <b>\$684.66</b>



POOP 911 Tampa  
 11721 Manistique Way  
 New Port Richey FL, 34654

Asturia CDD		Invoice A052022
May 2022		
Description of services and area to be cleaned:		
<i>Description</i>		<i>Price</i>
Weekly cleaning for 12 pet waste stations: remove pet waste, fill pick up bags, replace can liner		\$85.50 weekly \$370.5 monthly
Alternate “poop scooping” in select areas as need and directed by onsite property management.		\$15.16 monthly
Trash can service: empty 23 trash cans weekly		23 cans @ \$3 each \$69 weekly \$299 monthly
	Total Due	<b>\$684.66</b>




# BEST

TERMITE & PEST CONTROL, INC.

## Best Termite & Pest Control, Inc.

Protecting Your Health, Property & Environment Since 1979!

Agenda Page 73

Connect with us 

Call Anytime: 813-935-0998

### INVOICE

#### Billing Account Information

ACCOUNT #: 60154  
REGISTRATION #: F840EF92  
ASTURIA CDD c/o INFRAMARK  
210 N University Dr  
Coral Springs, FL 33071

#### Company Information

BEST TERMITE AND PEST CONTROL INC.  
8120 N Armenia Ave  
Tampa, FL 33604  
813-935-0998

Description:

#### Invoice Details

*ASTURIA CDD c/o INFRAMARK, For service at 14575 State Road 54 Odessa, FL 33556*

<u>DATE</u>	<u>PO #</u>	<u>INV #</u>	<u>TOTAL</u>	<u>DISCOUNT</u>	<u>TAX</u>	<u>ADJUSTMENT</u>	<u>GRAND TOTAL</u>
6/21/2022		1153100	\$55.00	\$0.00	\$0.00	\$0.00	\$55.00

<u>DESCRIPTION</u>	<u>TOTAL</u>	<u>DISCOUNT</u>	<u>TAX</u>	
Commercial Pest Control Monthly	\$55.00	\$0.00	\$0.00	

**PLEASE REMIT: \$55.00**

[Click here to log on to your account to review history, manage your profile and review services](#)

[www.bestpestmanagement.com](http://www.bestpestmanagement.com)





**E-mail: Electrosanitationservices@gmail.com**  
**Phone: (813) 598-1431**

**Invoice Submitted to:**

Asturia Community Development District  
 c/o Bob Nanni  
 2654 Cypress Ridge Blvd., Suite 101  
 Wesley Chapel, Florida 33544

**Invoice Number: 0001**  
**Invoice date: 03/31/2022**  
**Terms: Net 30**  
**Due Date: 04/31/2022**

**Via Email:**

[Bob.nanni@inframark.com](mailto:Bob.nanni@inframark.com)

<b>Item</b>	<b>Summary</b>	<b>Rate</b>	<b>Amount</b>	<b>Total</b>
Pull 1410132	Supplies Heavenly Soft Kit Roll 85	\$25.00	1	\$25.00
Leg 10100	Supplies Wipes Disinfectant 6x8 800/Roll	\$36.00	2	\$72.00
ESS 51300C	Supplies Water fountain filter ELKAY		1	\$61.00
ESS 00001	Supplies Swiffer mop refills		2	\$17.00

Total Expenses:	\$ 175.00
Total Tax:	\$ EXEMPT
Total Invoice Amount:	\$ 175.00
Total Amount Due:	\$ 175.00



**E-mail: Electrosanitationservices@gmail.com**  
**Phone: (813) 598-1431**

**Invoice Submitted to:**

Astoria Community Development District  
 c/o Bob Nanni  
 2654 Cypress Ridge Blvd., Suite 101  
 Wesley Chapel, Florida 33544

**Invoice Number: 0001**  
**Invoice date: 05/17/2022**  
**Terms: Net 30**  
**Due Date: 05/17/2022**

**Via Email:**

[Bob.nanni@inframark.com](mailto:Bob.nanni@inframark.com)

<b>Item</b>	<b>Summary</b>	<b>Rate</b>	<b>Amount</b>	<b>Total</b>
Pull 1410132	Supplies Heavenly Soft Kit Roll 85	\$25.00	1	\$25.00
EPWR12P10	Supplies Urinal Fresheners	\$18.95	1	\$18.95
Pull 1643820	Supplies 38x58 Black Garbage Bags		1	\$26.95
ESS 00002	Door Decal Decal for Clubhouse Front Door.	\$40.00	1	\$40.00

Total Expenses:	\$ 110.90
Total Tax:	\$ EXEMPT
Total Invoice Amount:	\$ 110.90
Total Amount Due:	\$ 110.90



**E-mail: Electrosanitationservices@gmail.com**  
**Phone: (813) 598-1431**

Invoice #0006

**Invoice Submitted to:**

Asturia Community Development District  
 c/o Bob Nanni  
 2654 Cypress Ridge Blvd., Suite 101  
 Wesley Chapel, Florida 33544

**Invoice date:** 06/15/2022  
**Terms:** COD  
**Services through:** 06/10/2022

**Via Email:**

[Bob.nanni@inframark.com](mailto:Bob.nanni@inframark.com)

<u>Date</u>	<u>Type</u>	<u>Service Summary</u>	<u>Rate</u>	<u>Amount</u>	<u>Total</u>
06/15/22	Janitorial	Monthly cleaning 05/16/22- 06/10/22	Per Contract \$300/ week @ 4 weeks	1.00	\$1,200.00

Total Expenses:	\$ 1,200.00
Total Tax:	\$ EXEMPT
Total Invoice Amount:	\$ 1,200.00
Total Amount Due:	\$ 1,200.00



**E-mail: Electrosanitationservices@gmail.com**  
**Phone: (813) 598-1431**

**Invoice Submitted to:**  
 Asturia Community Development District  
 c/o Bob Nanni  
 2654 Cypress Ridge Blvd., Suite 101  
 Wesley Chapel, Florida 33544

**Invoice Number: 061522**  
**Invoice date: 06/15/2022**  
**Terms: Net 30**  
**Due Date: 06/15/2022**

**Via Email:**  
[Bob.nanni@inframark.com](mailto:Bob.nanni@inframark.com)

<b>Item</b>	<b>Summary</b>	<b>Rate</b>	<b>Amount</b>	<b>Total</b>
Pull 1410132	Supplies Heavenly Soft Kit Roll 85	\$25.00	1	\$25.00
LEG 10100	Supplies Wipes Disinfectant 6x8 800/Roll	\$36.00	2	\$72.00
Pull 1643820	Supplies 38x58 Black Garbage Bags		1	\$26.95
Pull 1410822	Supplies Superior Heaven Soft Jr Jumbo	\$26.00	1	\$26.00

Total Expenses: \$ 149.95  
 Total Tax: \$ EXEMPT  
 Total Invoice Amount: \$ 149.95  
 Total Amount Due: \$ 149.95



**E-mail: Electrosanitationservices@gmail.com**  
**Phone: (813) 598-1431**

Invoice # 0005

**Invoice date:** 05/16/2022  
**Terms:** COD  
**Services through:** 05/16/2022

**Invoice Submitted to:**  
 Asturia Community Development District  
 c/o Bob Nanni  
 2654 Cypress Ridge Blvd., Suite 101  
 Wesley Chapel, Florida 33544

**Via Email:**  
[Bob.nanni@inframark.com](mailto:Bob.nanni@inframark.com)

<u>Date</u>	<u>Type</u>	<u>Service Summary</u>	<u>Rate</u>	<u>Amount</u>	<u>Total</u>
05/16/22	Janitorial	Monthly cleaning 04/16/22- 05/15/22	Per Contract \$300/ week @ 4 weeks	1.00	\$1,200.00

Total Expenses:	\$ 1,200.00
Total Tax:	\$ EXEMPT
Total Invoice Amount:	\$ 1,200.00
Total Amount Due:	\$ 1,200.00

**KUTAK ROCK LLP**

**TALLAHASSEE, FLORIDA**

Telephone 404-222-4600

Facsimile 404-222-4654

Federal ID 47-0597598

May 16, 2022

**Check Remit To:**

Kutak Rock LLP

PO Box 30057

Omaha, NE 68103-1157

**Wire Transfer Remit To:**

First National Bank of Omaha

Kutak Rock LLP

Reference: Invoice No. 3049197

Client Matter No. 1423-1

Mr. Bob Nanni  
 Asturia CDD  
 Suite 702  
 210N. University Drive  
 Coral Springs, FL 33071

Invoice No. 3049197  
 1423-1

Re: General Counsel

For Professional Legal Services Rendered

04/02/22	J. Johnson	0.20	61.00	Review correspondence from Mr. Bob Nanni regarding Pasco county notice.
04/05/22	J. Johnson	2.40	732.00	Review multiple correspondence regarding emergency meeting; review resolution and revise same; multiple conferences with district management; review correspondence from supervisor Penning and draft reply correspondence
04/07/22	J. Johnson	2.60	793.00	Attend emergency board meeting and draft revisions to documents following meeting; receive telephone call from Ms. Elizabeth Blair in the Pasco County Attorney's Office; provide documents requested by Ms. Elizabeth Blair
04/08/22	J. Johnson	0.20	61.00	Review post meeting correspondence from district manager
04/11/22	J. Johnson	0.20	61.00	Review correspondence regarding

**KUTAK ROCK LLP**

Astoria CDD  
 May 16, 2022  
 Client Matter No. 1423-1  
 Invoice No. 3049197  
 Page 2

04/13/22	J. Johnson	0.30	91.50	board member resignations etc Confer with district manager regarding rescheduling of April meeting and draft correspondence to District Chairman regarding same
04/14/22	J. Johnson	0.40	122.00	Review correspondence regarding rescheduling of Board meeting and confer with district manager regarding same
TOTAL HOURS		6.30		
TOTAL FOR SERVICES RENDERED				\$1,921.50
TOTAL CURRENT AMOUNT DUE				<u>\$1,921.50</u>



**RedTree Landscape Systems**

5532 Auld Lane

Holiday, FL 34690

727-810-4464

service@redtreelandscape.system

s

redtreelandscapesystems.com

**Invoice 10324**



**BILL TO**  
Asturia CDD

DATE 05/01/2022	<b>PLEASE PAY</b> <b>\$12,975.00</b>	DUE DATE 05/01/2022
--------------------	---	------------------------

ACTIVITY	QTY	RATE	AMOUNT
<b>Grounds Maintenance</b> Monthly grounds maintenance program	1	8,750.00	8,750.00
<b>Horticulture</b> Monthly fertilization program	1	800.00	800.00
<b>Horticulture</b> Monthly pest control program	1	425.00	425.00
<b>Landscape Maintenance:Irrigation Repair</b> Monthly irrigation maintenance program	1	1,000.00	1,000.00
<b>Grounds Maintenance</b> Phase 4 Addition	1	2,000.00	2,000.00

**TOTAL DUE** **\$12,975.00**

THANK YOU.

Per Bob Nanni - Withhold 6472.36 until proof of services has been provided

6502.64

**RedTree Landscape Systems**

**Invoice 10563**

5532 Auld Lane

Holiday, FL 34690

727-810-4464

service@redtreelandscape.system

s

redtreelandscapesystems.com



**BILL TO**  
Asturia CDD

<b>DATE</b> 06/01/2022	<b>PLEASE PAY</b> <b>\$12,975.00</b>	<b>DUE DATE</b> 06/01/2022
---------------------------	---	-------------------------------

ACTIVITY	QTY	RATE	AMOUNT
<b>Grounds Maintenance</b> Monthly grounds maintenance program	1	8,750.00	8,750.00
<b>Horticulture</b> Monthly fertilization program	1	800.00	800.00
<b>Horticulture</b> Monthly pest control program	1	425.00	425.00
<b>Landscape Maintenance:Irrigation Repair</b> Monthly irrigation maintenance program	1	1,000.00	1,000.00
<b>Grounds Maintenance</b> Phase 4 Addition	1	2,000.00	2,000.00

**TOTAL DUE** **\$12,975.00**

THANK YOU.

Per Bob Nanni - Withhold 1475.00 until proof of svcs is shown. 11,500.00

<b>ASTURIA CDD</b>			
<b>DUKE ENERGY: V00119</b>			
<b>DATE</b>	5/11/2022		
<b>INVOICE</b>	051122 ach		
			<b>ACH 6/3</b>
<b>ACCOUNT NUMBER</b>	<b>SERVICE ADDRESS</b>	<b>Coding</b>	<b>4/2-5/2</b>
910088416077	14826 RENAISSANCE AVE	543014-001-53100-5000	
910088394721	2995 LONG BOW WAY	543014-001-53100-5000	
910088416283	2781 LONG BOW WAY	543014-001-53100-5000	
910088392935	14575 PROMENADE PKWY IRR	543014-001-53100-5000	
910088415084	14807 RENAISSANCE AVE	543014-001-53100-5000	
910088394086	15301 AVILES PKY PUMP	543014-001-53100-5000	
910088393704	15381 AVILES PKWY	543014-001-53100-5000	
910088393316	15138 CARAVAN AVE	543014-001-53100-5000	
910088392745	15121 AVILES PKWY	543014-001-53100-5000	
910088392365	15233 RENAISSANCE AVE	543014-001-53100-5000	
910088415480	15246 CARAVAN AVE	543014-001-53100-5000	
910088394292	14700 TRAILS EDGE BLVD	543014-001-53100-5000	
	543014-001-53100-5000	<b>Total</b>	
910088392555	14721 STATE ROAD 54	543013-001-53100-5000	
910088416465	0000 PROMENADE PKY LITE	543013-001-53100-5000	
910088415753	0000 AVILES PKY LITE	543013-001-53100-5000	1958.97
910088393514	000 AVILES PKY LITE PH2 A&B SL	543013-001-53100-5000	
910093555410	000 PROMENADE PY LITE	543013-001-53100-5000	
910088415282	15165 STATE ROAD 54	543013-001-53100-5000	249.3
	543013-001-53100-5000	<b>Total</b>	<b>\$ 2,208.27</b>
910088394937	14575 PROMENADE PKWY AMENITY CENTER	543079-001-53100-5000	
910088394523	14575 PROMENADE PKY POOL	543079-001-53100-5000	
	543079-001-53100-5000	<b>Total</b>	
910088392175	14731 STATE ROAD 54	543063-001-53100-5000	
	543063-001-53100-5000	<b>Total</b>	
		543014-001-53100-5000	\$ -
		543013-001-53100-5000	\$ 2,208.27
		543079-001-53100-5000	\$ -
		543063-001-53100-5000	\$ -
		<b>Total</b>	<b>\$ 2,208.27</b>



duke-energy.com  
877.372.8477

# Your Energy Bill

**Service address**  
ASTURIA COMM DEV DISTRICT  
15165 STATE ROAD 54  
MONUMENT

**Bill date** May 11, 2022  
**For service** Apr 2 - May 2  
31 days

**Account number** 9100 8841 5282

## Billing summary

Previous Amount Due	\$240.45
Payment Received May 02	-240.45
Current Electric Charges	242.90
Taxes	6.40
<b>Total Amount Due Jun 01</b>	<b>\$249.30</b>

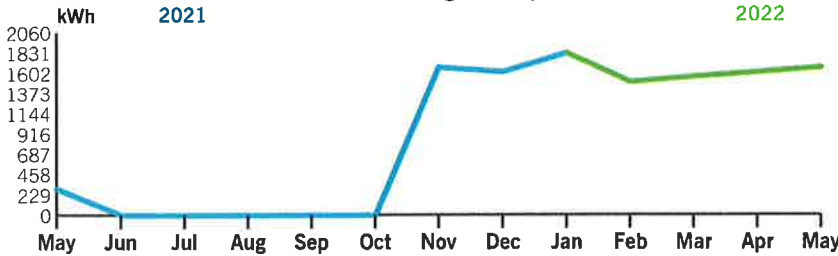


Thank you for your payment.

Duke Energy Florida utilized fuel in the following proportions to generate your power: Coal 11%, Purchased Power 9%, Gas 78%, Oil 0%, Nuclear 0%, Solar 2% (For prior 12 months ending March 31, 2022).

## Your usage snapshot

Electric usage history



Average temperature in degrees

80° 82° 83° 83° 82° 79° 67° 69° 61° 66° 71° 75° 75°

	Current Month	May 2021	12-Month Usage	Avg Monthly Usage
Electric (kWh)	1,667	300	11,466	956
Avg. Daily (kWh)	54	1	N/A	
12-month usage based on most recent history				

**Mail your payment at least 7 days before the due date** or pay instantly at duke-energy.com/billing. Payments for this statement within 90 days from the bill date will avoid a 0.0% late payment charge.

Please return this portion with your payment. Thank you for your business.

### Amount of automatic draft

Account number  
**9100 8841 5282**

**\$249.30**  
by Jun 1

After 90 days from bill date, a late charge will apply.

\$ \_\_\_\_\_ \$ \_\_\_\_\_

Add here, to help others with a contribution to Share the Light

**Amount enclosed**



Duke Energy Payment Processing  
PO Box 1094  
Charlotte, NC 28201-1094



Duke Energy Return Mail  
PO Box 1090  
Charlotte, NC 28201-1090

002196 000017855



ASTURIA COMM DEV DISTRICT  
210 N UNIVERSITY DR STE 702  
CORAL SPRINGS FL 33071-7320

## Your usage snapshot - Continued

### Current electric usage for meter number 2778179

Estimated reading on May 2	27164
Estimated previous reading on Apr 2	- 25497
<hr/>	
Energy Used	1,667 kWh
Billed kWh	1,667.000 kWh



A kilowatt-hour (kWh) is a measure of the energy used by a 1,000-watt appliance in one hour. A 10-watt LED lightbulb would take 100 hours to use 1 kWh.

Your bill this month includes estimated usage and may be adjusted once the actual usage is obtained from the meter.

## Billing details - Electric

### Billing Period - Apr 02 to May 02

#### Meter - 2778179

Customer Charge	\$15.47
Energy Charge	
1,667.000 kWh @ 8.652c	144.23
Fuel Charge	
1,667.000 kWh @ 4.787c	79.80
Asset Securitization Charge	
1,667.000 kWh @ 0.204c	3.40

**Total Current Charges** **\$242.90**

Your current rate is General Service Non-Demand Sec (GS-1).

## Billing details - Taxes

Regulatory Assessment Fee	\$0.17
Gross Receipts Tax	6.23
<b>Total Taxes</b>	<b>\$6.40</b>





duke-energy.com  
877.372.8477

# Your Energy Bill

**Service address**

ASTURIA COMM DEV DISTRICT  
0000 AVILES PKY LITE  
LITE

**Bill date** May 13, 2022

**For service** Apr 14 - May 12  
29 days

**Account number** 9100 8841 5753

## Billing summary

Previous Amount Due	\$1,958.37
<i>Payment Received May 05</i>	-1,958.37
Current Lighting Charges	1,951.13
Taxes	7.84
<b>Total Amount Due Jun 03</b>	<b>\$1,958.97</b>

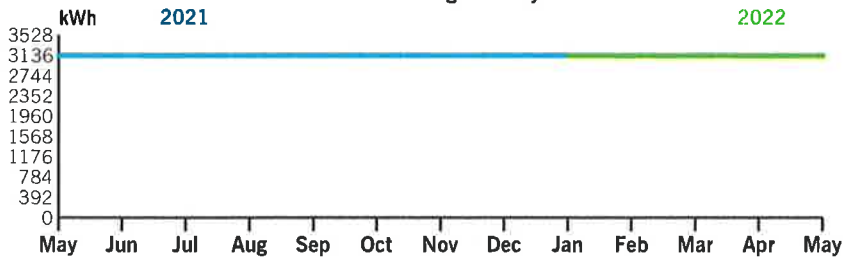


Thank you for your payment.

Duke Energy Florida utilized fuel in the following proportions to generate your power: Coal 11%, Purchased Power 9%, Gas 78%, Oil 0%, Nuclear 0%, Solar 2% (For prior 12 months ending March 31, 2022).

## Your usage snapshot

### Electric usage history



### Average temperature in degrees

80° 82° 83° 83° 82° 79° 67° 69° 61° 66° 71° 75° 79°

	Current Month	May 2021	12-Month Usage	Avg Monthly Usage
Electric (kWh)	3,136	3,136	37,632	3,136
Avg. Daily (kWh)	108	108	103	

12-month usage based on most recent history

**Mail your payment at least 7 days before the due date** or pay instantly at [duke-energy.com/billing](http://duke-energy.com/billing). Payments for this statement within 90 days from the bill date will avoid a 0.0% late payment charge.

Please return this portion with your payment. Thank you for your business.



Duke Energy Return Mail  
PO Box 1090  
Charlotte, NC 28201-1090

Account number  
**9100 8841 5753**

### Amount of automatic draft

**\$1,958.97**  
by Jun 3

*After 90 days from bill date, a late charge will apply.*

\$ \_\_\_\_\_ \$ \_\_\_\_\_  
Add here, to help others with a contribution to Share the Light **Amount enclosed**

002957 000018783



ASTURIA COMM DEV DISTRICT  
210 N UNIVERSITY DR STE 702  
CORAL SPRINGS FL 33071-7320



Duke Energy Payment Processing  
PO Box 1094  
Charlotte, NC 28201-1094

## Your usage snapshot - Continued

<b>Outdoor Lighting</b>		
<b>Billing period Apr 14 - May 12</b>		
<b>Description</b>	<b>Quantity</b>	<b>Usage</b>
SV MONTICELLO 9500L	64	3,136 kWh
<b>Total</b>	<b>64</b>	<b>3,136 kWh</b>

## Billing details - Lighting

<b>Billing Period - Apr 14 to May 12</b>	
Customer Charge	\$1.63
Energy Charge	
3,136.000 kWh @ 3.459c	108.48
Fuel Charge	
3,136.000 kWh @ 4.437c	139.14
Asset Securitization Charge	
3,136.000 kWh @ 0.065c	2.04
Fixture Charge	
SV MONTICELLO 9500L	805.76
Maintenance Charge	
SV MONTICELLO 9500L	117.76
Pole Charge	
16 DEC CNCRT W/DEC BS/WSHNGTN	
64 Pole(s) @ \$12.130	776.32
<b>Total Current Charges</b>	<b>\$1,951.13</b>

Your current rate is Lighting Service Company Owned/Maintained (LS-1).

## Billing details - Taxes

Regulatory Assessment Fee	\$1.40
Gross Receipts Tax	6.44
<b>Total Taxes</b>	<b>\$7.84</b>

fb-def.duke.bills.20220512214213.1.afp-5915-000016763



**IPFS CORPORATION**

P.O. BOX 412086  
KANSAS CITY MO 64141-2086  
(800) 584-9969 - FAX: (770) 225-2866

[ipfs.com](http://ipfs.com)

**NOTICE OF PAYMENT DUE**

Agenda Page 88

Date Mailed	Account Number	Due Date
5/27/2022	GAA-B96474	6/1/2022

FOR QUESTIONS, PLEASE CALL: (800) 584-9969

**IMPORTANT**

To protect your account please make sure that your payment is made on or before the payment due date shown.

MAKE CHECK OR MONEY ORDER PAYABLE to IPFS CORPORATION and return the payment and this notice to the address shown on coupon.

**Go Green!**

Register for eForms today. Instead of paper bills and documents, you'll receive email notices from IPFS Corporation. Visit us at [ipfs.com](http://ipfs.com) to learn more.

Current Balance	Payment Due
\$7,158.84	\$1,789.71

**PLEASE MAKE ALL PAYMENTS TO ONE OF THE ADDRESSES LISTED BELOW**

To ensure proper credit, please send the coupon below with your payment and write your account number on your check.

**Make payments, view account information or register for eForms at [ipfs.com](http://ipfs.com).**  
First time users please use access code **L99JNA2G** to register.

DETACH HERE

Written notifications on this coupon will NOT be received. To ensure proper credit, include coupon with payment.

PREBIL - Web (Agent)

ASTURIA COMMUNITY DEVELOPMENT DIST  
INFRAMARK  
210 N UNIVERSITY DR STE 702  
CORAL SPRINGS, FL 33071

PAYMENT COUPON		
PAYMENT NO.	ACCOUNT NUMBER	DUE DATE
8	GAA-B96474	06/01/22

<p><b>For overnight or priority delivery, please mail to:</b> IPFS Corporation 1055 BROADWAY 11TH FLOOR KANSAS CITY MO 64105</p>	<p><b>Make payments, view account information or register for eForms at <a href="http://ipfs.com">ipfs.com</a>.</b> First time users please access <b>L99JNA2G</b> to register.  For questions, please call (800) 584-9969</p>
--	--

PAYMENT DUE	\$1,789.71
OUTSTANDING FEES DUE	\$0.00
PAST DUE AMOUNT	\$0.00
<b>PAYMENT DUE</b>	<b>\$1,789.71</b>
IF RECEIVED AFTER 06/06/22	
A LATE FEE WILL APPLY	\$89.49
<b>PLEASE PAY THIS AMOUNT</b>	<b>\$1,879.20</b>

**MAKE CHECK PAYABLE AND REMIT TO:**  
**IPFS CORPORATION**  
**P.O. Box 730223**  
**Dallas, TX 75373-0223**



May 22, 2022  
 Invoice Number: 065826701052222  
 Account Number: 0050658267-01  
 Security Code: 2686  
 Service At: 14575 PROMENADE PKWY  
 ODESSA, FL 33556-2707

**Auto Pay Notice**

**NEWS AND INFORMATION**

Call 1-855-246-2900 today to get the best mobile service for your business with unlimited data, talk and text, for only \$29.99/mo on 2+ lines. Spectrum Internet Required.

**Contact Us**

Visit us at [SpectrumBusiness.net](http://SpectrumBusiness.net)  
 Or, call us at 1-877-824-6249

**Summary** *Services from 05/21/22 through 06/20/22 details on following pages*

Previous Balance	249.25
Payments Received - Thank You	-249.25
<b>Remaining Balance</b>	<b>\$0.00</b>
Spectrum Business™ TV	108.85
Spectrum Business™ Internet	69.99
Spectrum Business™ Voice	46.00
Other Charges	21.35
Taxes, Fees and Charges	3.06
Current Charges	\$249.25
<i>YOUR AUTO PAY WILL BE PROCESSED 06/07/22</i>	
<b>Total Due by Auto Pay</b>	<b>\$249.25</b>



**Thank you for choosing Spectrum Business.**  
 We appreciate your prompt payment and value you as a customer.



4145 S. Falkenburg Rd Riverview, FL 33578-8652  
 7635 1610 NO RP 22 05222022 NNNNNN 01 001582 0005

ASTURIA COMMUNITY DEVELOPMENT  
 210 N UNIVERSITY DR  
 STE 702  
 CORAL SPRINGS FL 33071-7320

May 22, 2022

**ASTURIA COMMUNITY DEVELOPMENT**

Invoice Number: 065826701052222  
 Account Number: 0050658267-01  
 Service At: 14575 PROMENADE PKWY  
 ODESSA, FL 33556-2707

**Total Due by Auto Pay \$249.25**

CHARTER COMMUNICATIONS  
 PO BOX 7195  
 PASADENA, CA 91109-7195



Invoice Number: 065826701052222  
 Account Number: 0050658267-01  
 Security Code: 2686

**Contact Us**  
 Visit us at [SpectrumBusiness.net](http://SpectrumBusiness.net)  
 Or, call us at 1-877-824-6249  
 7635 1610 NO RP 22 05222022 NNNNNN 01 001582 0005

**Charge Details**

Previous Balance		249.25
Payments Received - Thank You	05/09	-249.25
<b>Remaining Balance</b>		<b>\$0.00</b>

Payments received after 05/22/22 will appear on your next bill.

Services from 05/21/22 through 06/20/22

**Spectrum Business™ TV**

Digital Adapter, Spectrum Business TV Basic,	108.85
Spectrum Business TV Standard	
	<b>\$108.85</b>

Spectrum Business™ TV Total \$108.85

**Spectrum Business™ Internet**

50Mbps X 5Mbps	69.99
	<b>\$69.99</b>

Spectrum Business™ Internet Total \$69.99

**Spectrum Business™ Voice**

**Phone Number 813-510-3601**

Spectrum Business Voice	42.00
Modem	4.00
	<b>\$46.00</b>

For additional call details, please visit [SpectrumBusiness.net](http://SpectrumBusiness.net) Taxes, Fees and Charges for Spectrum Business Voice are detailed in the Billing Information section.

Spectrum Business™ Voice Total \$46.00

**Other Charges**

Regional Sports Network Fee	0.35
Broadcast TV Fee	21.00
<b>Other Charges Total</b>	<b>\$21.35</b>

**Taxes, Fees and Charges**

Regulatory Cost Recovery Fee	0.70
Federal Universal Service Fund	2.36
<b>Taxes, Fees and Charges Total</b>	<b>\$3.06</b>

**Current Charges** \$249.25  
**Total Due by Auto Pay** \$249.25

**Billing Information**

**Tax and Fees** - This statement reflects the current taxes and fees for your area (including sales, excise, user taxes, etc.). These taxes and fees may change without notice. Visit [spectrum.net/taxesandfees](http://spectrum.net/taxesandfees) for more information.

**Spectrum Terms and Conditions of Service** – In accordance with the Spectrum Business Services Agreement, Spectrum services are billed on a monthly basis. Spectrum does not provide credits for monthly subscription services that are cancelled prior to the end of the current billing month.

**Terms & Conditions** - Spectrum's detailed standard terms and conditions for service are located at [spectrum.com/policies](http://spectrum.com/policies).

**Past Due Fee / Late Fee Reminder** - A late fee will be assessed for past due charges for service.

**Billing Practices** - Spectrum Business mails monthly, itemized invoices for all monthly services in advance. A full payment is required on or before the due date indicated on this invoice. Payments made after the indicated due date may result in a late payment processing charge. Failure to pay could result in the disconnection of all your Spectrum Business service(s). Disconnection of Business Voice service may also result in the loss of your phone number.

Visit [Spectrum.com/stores](http://Spectrum.com/stores) for store locations. For questions or concerns, visit [Spectrum.net/support](http://Spectrum.net/support).

**Sign up for Paperless Billing.**  
**It's easy, convenient and secure.**

Get your statement as soon as it's available. Instead of receiving a paper bill through the mail, sign up for paperless billing.

- It's easy** – enroll in paperless billing visit [SpectrumBusiness.net](http://SpectrumBusiness.net).
- It's convenient** – you can access your statement through [SpectrumBusiness.net](http://SpectrumBusiness.net).
- It's secure** – we deliver securely to your [SpectrumBusiness.net](http://SpectrumBusiness.net) account and only you can access through a secure sign-in process.

Each month, you'll receive a paperless e-bill that you pay online with your choice of payment options.

For questions or concerns, please call **1-877-824-6249**.



Invoice Number: ASTURIA COMMUNITY DEVELOPMENT  
 Account Number: 065826701052222  
 Security Code: 0050658267-01  
 2686

**Contact Us**  
 Visit us at [SpectrumBusiness.net](http://SpectrumBusiness.net)  
 Or, call us at 1-877-824-6249

7635 1610 NO RP 22 05222022 NNNNNN 01 001582 0005

**Voice Fees and Charges** - These include charges, to recover or defray government fees imposed on Spectrum, and certain other costs related to Spectrum's Voice service, including a Federal Universal Service Charge and, if applicable, a State Universal Service Charge to recover amounts Spectrum must pay to support affordable telephone service, and may include a state Telecommunications Relay Service Fee to support relay services for hearing and speech impaired customers. Please note that these charges are not taxes and are subject to change. For more information, visit [spectrum.net/taxesandfees](http://spectrum.net/taxesandfees).

**Changing Business Locations** - Please contact Spectrum Business before moving your Business Voice modem to a new address. To establish service at your new location or return equipment, please contact your Spectrum Business Account Executive at least twenty one (21) business days prior to your move.

**Authorization to Convert your Check to an Electronic Funds Transfer Debit** - For your convenience, if you provide a check as payment, you authorize Spectrum Business to use the information from your check to make a one-time electronic funds transfer from your account. If you have any questions, please call our office at the telephone number on the front of this invoice. To assist you in future payments, your bank or credit card account information may be electronically stored in our system in a secure, encrypted manner.

**Complaint Procedures** - If you disagree with your charges, you need to register a complaint no later than 60 days after the due date on your bill statement.

**Video Closed Captioning Inquiries** - Spectrum provided set-top boxes for video consumption support the ability for the user to enable or disable Closed Captions for customers with hearing impairment.

For immediate closed captioning concerns, call 1-855-707-7328 or email [closedcaptioningsupport@charter.com](mailto:closedcaptioningsupport@charter.com).

To report a complaint on an ongoing closed captioning issue, please send your concerns via US Mail to W. Wesselman, Sr. Director, 2 Digital Place, Simpsonville, SC 29681, send a fax to 1-704-697-4935, call 1-877-276-7432 or email [closedcaptioningissues@charter.com](mailto:closedcaptioningissues@charter.com).

**Spectrum Voice Provider** - Spectrum Advanced Services, LLC



Invoice Number:  
Account Number:  
Security Code:

ASTURIA COMMUNITY DEVELOPMENT  
065826701052222  
0050658267-01  
2686

**Contact Us**

Visit us at [SpectrumBusiness.net](https://SpectrumBusiness.net)  
Or, call us at 1-877-824-6249

7635 1610 NO RP 22 05222022 NNNNNN 01 001582 0005



**SAVE UP TO 60%<sup>^^</sup>**  
**ON YOUR WIRELESS BILL**

^^Savings based on 2-line comparison of unlimited plans among major nat'l carriers as of 03/2022; prepaid excl. data usage limits vary by carrier.

Only  
**\$29<sup>99</sup>**  
/mo per line on 2+ lines<sup>o</sup>



Reduced speeds after 20GB of usage per line.  
Spectrum Business Internet® required.

Get unlimited data, talk and text, plus Nationwide 5G<sup>+</sup> included with no added 5G fees.

**NO CONTRACTS • NO ADDED TAXES • NO HIDDEN FEES**

**Call: 1-833-215-0523**

to get the best mobile service for your business.

To learn more, visit [Spectrum.com/Business/Mobile](https://Spectrum.com/Business/Mobile)

Offer subject to change; valid to qualified business customers who have no outstanding obligation to Charter. Mobile: Service not available in all areas. Per line activation fee, Spectrum Business Internet and Auto-pay required. Other restrictions apply. <sup>o</sup>Unlimited Data Offer valid for new customers adding 2+ lines or for current mobile customers adding Unlimited lines to existing service. Smartwatch does not qualify as a line. Unlimited: Reduced speeds after 20 GB of usage per line. Visit [spectrummobile.com/plans](https://spectrummobile.com/plans) for details. <sup>+</sup>To access 5G, 5G compatible phone and 5G service required. Not all 5G capable phones compatible with all 5G service. Speeds may vary. Visit [spectrummobile.com/5G](https://spectrummobile.com/5G) for details. <sup>^^</sup>Savings based on 2-line comparison of unlimited plans among major nat'l carriers as of 03/2022; prepaid excl. data usage limits vary by carrier.  
©2022 Charter Communications. All rights reserved.

<b>ASTURIA CDD</b>			
<b>DUKE ENERGY: V00119</b>			
<b>DATE</b>	6/3/2022		
<b>INVOICE</b>	060322 ACH		
			<b>ACH 6/24</b>
<b>ACCOUNT NUMBER</b>	<b>SERVICE ADDRESS</b>	<b>Coding</b>	<b>5/3-6/1</b>
910088416077	14826 RENAISSANCE AVE	543014-001-53100-5000	\$ 30.42
910088394721	2995 LONG BOW WAY	543014-001-53100-5000	\$ 30.42
910088416283	2781 LONG BOW WAY	543014-001-53100-5000	\$ 30.42
910088392935	14575 PROMENADE PKWY IRR	543014-001-53100-5000	\$ 30.41
910088415084	14807 RENAISSANCE AVE	543014-001-53100-5000	\$ 30.42
910088394086	15301 AVILES PKY PUMP	543014-001-53100-5000	\$ 30.41
910088393704	15381 AVILES PKWY	543014-001-53100-5000	\$ 30.41
910088393316	15138 CARAVAN AVE	543014-001-53100-5000	\$ 30.43
910088392745	15121 AVILES PKWY	543014-001-53100-5000	\$ 30.41
910088392365	15233 RENAISSANCE AVE	543014-001-53100-5000	\$ 30.42
910088415480	15246 CARAVAN AVE	543014-001-53100-5000	\$ 30.42
910088394292	14700 TRAILS EDGE BLVD	543014-001-53100-5000	\$ 30.42
	543014-001-53100-500	<b>Total</b>	<b>\$ 365.01</b>
910088392555	14721 STATE ROAD 54	543013-001-53100-5000	\$ -
910088416465	0000 PROMENADE PKY LITE	543013-001-53100-5000	\$ 293.47
910088415753	0000 AVILES PKY LITE	543013-001-53100-5000	\$ -
910088393514	000 AVILES PKY LITE PH2 A&B SL	543013-001-53100-5000	\$ 2,509.45
910093555410	000 PROMENADE PY LITE	543013-001-53100-5000	\$ 99.06
910088415282	15165 STATE ROAD 54	543013-001-53100-5000	\$ -
	543013-001-53100-500	<b>Total</b>	<b>\$ 2,901.98</b>
910088394937	14575 PROMENADE PKWY AMENITY CENTER	543079-001-53100-5000	\$ 1,197.81
910088394523	14575 PROMENADE PKY POOL	543079-001-53100-5000	\$ 812.49
	543079-001-53100-500	<b>Total</b>	<b>\$ 2,010.30</b>
910088392175	14731 STATE ROAD 54	543063-001-53100-5000	\$ 30.72
	543063-001-53100-500	<b>Total</b>	<b>\$ 30.72</b>
		543014-001-53100-5000	\$ 365.01
		543013-001-53100-5000	\$ 2,901.98
		543079-001-53100-5000	\$ 2,010.30
		543063-001-53100-5000	\$ 30.72
		<b>Total</b>	<b>\$ 5,308.01</b>

**Service address**  
ASTURIA COMM DEV DISTRICT  
15246 CARAVAN AVE  
IRRIGATION

**Bill date** Jun 3, 2022  
**For service** May 3 - Jun 1  
30 days

**Account number** 9100 8841 5480

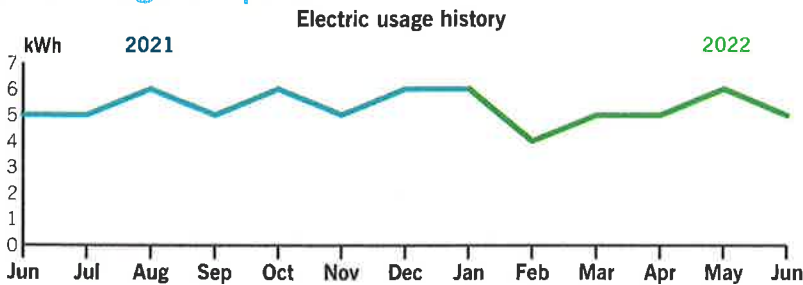
## Billing summary

Previous Amount Due	\$30.43
Payment Received May 25	-30.43
Current Electric Charges	30.00
Taxes	0.42
<b>Total Amount Due Jun 24</b>	<b>\$30.42</b>



Thank you for your payment.

## Your usage snapshot



### Average temperature in degrees

82° 83° 83° 82° 79° 67° 69° 61° 66° 71° 75° 80° 81°

	Current Month	Jun 2021	12-Month Usage	Avg Monthly Usage
Electric (kWh)	5	5	64	5
Avg. Daily (kWh)	0	0	0	

12-month usage based on most recent history

**Mail your payment at least 7 days before the due date** or pay instantly at [duke-energy.com/billing](http://duke-energy.com/billing). Payments for this statement within 90 days from the bill date will avoid a 1.0% late payment charge.

Please return this portion with your payment. Thank you for your business.



Duke Energy Return Mail  
PO Box 1090  
Charlotte, NC 28201-1090

**Account number**  
9100 8841 5480

### Amount of automatic draft

**\$30.42**  
by Jun 24

After 90 days from bill date, a late charge will apply.

\$ \_\_\_\_\_ \$ \_\_\_\_\_  
Add here, to help others with a contribution to Share the Light **Amount enclosed**

000659 000000007  
ASTURIA COMM DEV DISTRICT  
210 N UNIVERSITY DR STE 702  
CORAL SPRINGS FL 33071-7320



Duke Energy Payment Processing  
PO Box 1094  
Charlotte, NC 28201-1094

## Your usage snapshot - Continued

Current electric usage for meter number 4320628	
Actual reading on Jun 1	151
Previous reading on May 3	- 146
<hr/>	
Energy Used	5 kWh
Billed kWh	5.000 kWh



A kilowatt-hour (kWh) is a measure of the energy used by a 1,000-watt appliance in one hour. A 10-watt LED lightbulb would take 100 hours to use 1 kWh.

## Billing details - Electric

Billing Period - May 03 to Jun 01	
<b>Meter - 4320628</b>	
Customer Charge	\$15.47
Energy Charge	
5.000 kWh @ 8.652c	0.42
Fuel Charge	
5.000 kWh @ 4.787c	0.24
Asset Securitization Charge	
5.000 kWh @ 0.204c	0.01
Minimum Bill Adjustment	13.86
<hr/>	
<b>Total Current Charges</b>	<b>\$30.00</b>

The total charges incurred during this billing period are below the minimum expenses necessary to equitably provide and maintain reliable electric service to all facilities across the state. When the combined monthly customer, energy, fuel, and other charges fall below a \$30 threshold, customers will see the difference noted as a Minimum Bill Adjustment under the Billing Details section. Learn more about the minimum charge adjustment and additional customer charges at [duke-energy.com/minimum](http://duke-energy.com/minimum).

Your current rate is General Service Non-Demand Sec (GS-1).

## Billing details - Taxes

Regulatory Assessment Fee	\$0.01
Gross Receipts Tax	0.41
<hr/>	
<b>Total Taxes</b>	<b>\$0.42</b>



duke-energy.com  
877.372.8477

# Your Energy Bill

Agenda Page 96 Page 1 of 4

**Service address**  
ASTURIA COMM DEV DISTRICT  
14575 PROMENADE PKWY  
AMENITY CENTER

**Bill date** Jun 3, 2022  
**For service** May 3 - Jun 1  
30 days

**Account number** 9100 8839 4937

## Billing summary

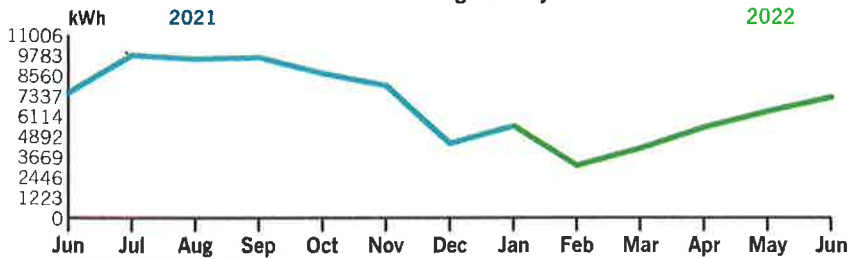
Previous Amount Due	\$1,080.18
Payment Received May 25	-1,080.18
Current Electric Charges	956.85
Current Lighting Charges	214.85
Taxes	26.11
<b>Total Amount Due Jun 24</b>	<b>\$1,197.81</b>



Thank you for your payment.

## Your usage snapshot

Electric usage history



### Average temperature in degrees

82° 83° 83° 82° 79° 67° 69° 61° 66° 71° 75° 80° 81°

	Current Month	Jun 2021	12-Month Usage	Avg Monthly Usage
Electric (kWh)	7,243	7,523	82,136	6,845
Avg. Daily (kWh)	241	259	222	

12-month usage based on most recent history

Mail your payment at least 7 days before the due date or pay instantly at duke-energy.com/billing. Payments for this statement within 90 days from the bill date will avoid a 1.0% late payment charge.

Please return this portion with your payment. Thank you for your business.



Duke Energy Return Mail  
PO Box 1090  
Charlotte, NC 28201-1090

Account number  
9100 8839 4937

### Amount of automatic draft

**\$1,197.81**  
by Jun 24

After 90 days from bill date, a late charge will apply.

\$ \_\_\_\_\_ \$ \_\_\_\_\_  
Add here, to help others with a contribution to Share the Light **Amount enclosed**

000661 000000007

ASTURIA COMM DEV DISTRICT  
210 N UNIVERSITY DR STE 702  
CORAL SPRINGS FL 33071-7320



Duke Energy Payment Processing  
PO Box 1094  
Charlotte, NC 28201-1094

88910088394937000660000000000000011978100001197817



## Your usage snapshot - Continued

Current electric usage for meter number 9504488	
Actual reading on Jun 1	5463
Previous reading on May 3	- 5118
<hr/>	
Energy Used	345 kWh
	Multiplier x 20
	<hr/>
Energy used	6,900.00 kWh
Billed kWh	6,900.000 kWh



A kilowatt-hour (kWh) is a measure of the energy used by a 1,000-watt appliance in one hour. A 10-watt LED lightbulb would take 100 hours to use 1 kWh.

A multiplier is the factor that the meter reading is multiplied by to determine the correct energy usage.

Outdoor Lighting		
Billing period May 03 - Jun 01		
Description	Quantity	Usage
SV MONTICELLO 9500L	7	343 kWh
<b>Total</b>	<b>7</b>	<b>343 kWh</b>

## Billing details - Lighting

Billing Period - May 03 to Jun 01	
Customer Charge	\$1.63
Energy Charge	
343.000 kWh @ 3.459c	11.86
Fuel Charge	
343.000 kWh @ 4.437c	15.22
Asset Securitization Charge	
343.000 kWh @ 0.065c	0.22
Fixture Charge	
SV MONTICELLO 9500L	88.13
Maintenance Charge	
SV MONTICELLO 9500L	12.88
Pole Charge	
16 DEC CNCRT W/DEC BS/WSHNGTN	
7 Pole(s) @ \$12.130	84.91
<b>Total Current Charges</b>	<b>\$214.85</b>

Your current rate is Lighting Service Company Owned/Maintained (LS-1).

## Billing details - Electric

Billing Period - May 03 to Jun 01	
Meter - 9504488	
Customer Charge	\$15.47
Energy Charge	
6,900.000 kWh @ 8.652c	597.00
Fuel Charge	
6,900.000 kWh @ 4.787c	330.30
Asset Securitization Charge	
6,900.000 kWh @ 0.204c	14.08

Your current rate is General Service Non-Demand Sec (GS-1).

**Service address**  
ASTURIA COMM DEV DISTRICT  
15121 AVILES PKWY  
PUMP IRRIGATION

**Bill date** Jun 3, 2022  
**For service** May 3 - Jun 1  
30 days

**Account number** 9100 8839 2745

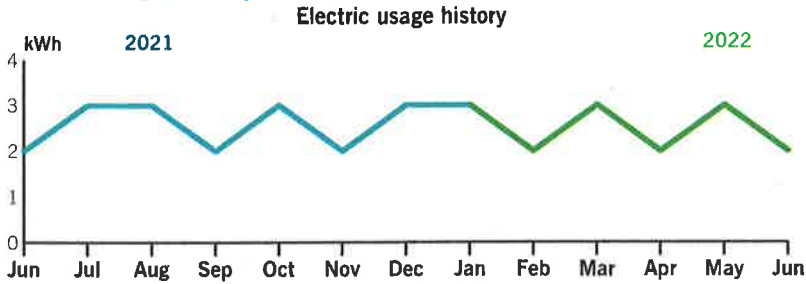
## Billing summary

<b>Previous Amount Due</b>	\$30.42
<i>Payment Received May 25</i>	-30.42
<b>Current Electric Charges</b>	30.00
<b>Taxes</b>	0.41
<b>Total Amount Due Jun 24</b>	\$30.41



Thank you for your payment.

## Your usage snapshot



### Average temperature in degrees

82° 83° 83° 82° 79° 67° 69° 61° 66° 71° 75° 80° 81°

	Current Month	Jun 2021	12-Month Usage	Avg Monthly Usage
Electric (kWh)	2	2	31	3
Avg. Daily (kWh)	0	0	0	

12-month usage based on most recent history

**Mail your payment at least 7 days before the due date** or pay instantly at [duke-energy.com/billing](http://duke-energy.com/billing). Payments for this statement within 90 days from the bill date will avoid a 1.0% late payment charge.

Please return this portion with your payment. Thank you for your business.

### Amount of automatic draft

Account number  
**9100 8839 2745**

**\$30.41**  
by Jun 24

*After 90 days from bill date, a late charge will apply.*

\$ \_\_\_\_\_ \$ \_\_\_\_\_  
Add here, to help others with a contribution to Share the Light **Amount enclosed**



Duke Energy Payment Processing  
PO Box 1094  
Charlotte, NC 28201-1094



Duke Energy Return Mail  
PO Box 1090  
Charlotte, NC 28201-1090

000663 000000007

ASTURIA COMM DEV DISTRICT  
210 N UNIVERSITY DR STE 702  
CORAL SPRINGS FL 33071-7320

### Your usage snapshot - Continued

Current electric usage for meter number 4456967	
Actual reading on Jun 1	49
Previous reading on May 3	- 47
<hr/>	
Energy Used	2 kWh
Billed kWh	2.000 kWh



A kilowatt-hour (kWh) is a measure of the energy used by a 1,000-watt appliance in one hour. A 10-watt LED lightbulb would take 100 hours to use 1 kWh.

### Billing details - Electric

Billing Period - May 03 to Jun 01	
Meter - 4456967	
Customer Charge	\$15.47
Energy Charge	
2.000 kWh @ 8.652c	0.18
Fuel Charge	
2.000 kWh @ 4.787c	0.10
Minimum Bill Adjustment	14.25
<b>Total Current Charges</b>	<b>\$30.00</b>

The total charges incurred during this billing period are below the minimum expenses necessary to equitably provide and maintain reliable electric service to all facilities across the state. When the combined monthly customer, energy, fuel, and other charges fall below a \$30 threshold, customers will see the difference noted as a Minimum Bill Adjustment under the Billing Details section. Learn more about the minimum charge adjustment and additional customer charges at [duke-energy.com/minimum](http://duke-energy.com/minimum).

Your current rate is General Service Non-Demand Sec (GS-1).

### Billing details - Taxes

Regulatory Assessment Fee	\$0.01
Gross Receipts Tax	0.40
<b>Total Taxes</b>	<b>\$0.41</b>

fb.def.duke.bills.20220602222115.3.afp-1327-000000007





duke-energy.com  
877.372.8477

# Your Energy Bill

Agenda Page 100 Page 1 of 3

**Service address**

ASTURIA COMM DEV DISTRICT  
15233 RENAISSANCE AVE  
IRRIGATION

Bill date Jun 3, 2022  
For service May 3 - Jun 1  
30 days

Account number **9100 8839 2365**

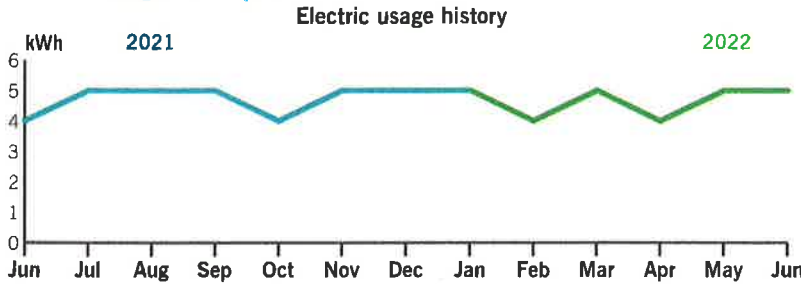
## Billing summary

Previous Amount Due	\$30.42
Payment Received May 25	-30.42
Current Electric Charges	30.00
Taxes	0.42
<b>Total Amount Due Jun 24</b>	<b>\$30.42</b>



Thank you for your payment.

## Your usage snapshot



### Average temperature in degrees

82° 83° 83° 82° 79° 67° 69° 61° 66° 71° 75° 80° 81°

	Current Month	Jun 2021	12-Month Usage	Avg Monthly Usage
Electric (kWh)	5	4	57	5
Avg. Daily (kWh)	0	0	0	

12-month usage based on most recent history

**Mail your payment at least 7 days before the due date** or pay instantly at [duke-energy.com/billing](http://duke-energy.com/billing). Payments for this statement within 90 days from the bill date will avoid a 1.0% late payment charge.

Please return this portion with your payment. Thank you for your business.

### Amount of automatic draft

Account number  
**9100 8839 2365**

**\$30.42**  
by Jun 24

After 90 days from bill date, a late charge will apply.

\$ \_\_\_\_\_ \$ \_\_\_\_\_

Add here, to help others with a contribution to Share the Light **Amount enclosed**



Duke Energy Payment Processing  
PO Box 1094  
Charlotte, NC 28201-1094



Duke Energy Return Mail  
PO Box 1090  
Charlotte, NC 28201-1090

000665 000000007

ASTURIA COMM DEV DISTRICT  
210 N UNIVERSITY DR STE 702  
CORAL SPRINGS FL 33071-7320

8891008839236500066000000000000000000000000304200000030423

fb.def.duke.bills.20220602222115.3.afp-1329-000000007

## Your usage snapshot - Continued

Current electric usage for meter number 3514363	
Actual reading on Jun 1	164
Previous reading on May 3	- 159
<hr/>	
Energy Used	5 kWh
Billed kWh	5.000 kWh



A kilowatt-hour (kWh) is a measure of the energy used by a 1,000-watt appliance in one hour. A 10-watt LED lightbulb would take 100 hours to use 1 kWh.

## Billing details - Electric

Billing Period - May 03 to Jun 01	
Meter - 3514363	
Customer Charge	\$15.47
Energy Charge	
5.000 kWh @ 8.652c	0.42
Fuel Charge	
5.000 kWh @ 4.787c	0.24
Asset Securitization Charge	
5.000 kWh @ 0.204c	0.01
Minimum Bill Adjustment	13.86
<hr/>	
<b>Total Current Charges</b>	<b>\$30.00</b>

The total charges incurred during this billing period are below the minimum expenses necessary to equitably provide and maintain reliable electric service to all facilities across the state. When the combined monthly customer, energy, fuel, and other charges fall below a \$30 threshold, customers will see the difference noted as a Minimum Bill Adjustment under the Billing Details section. Learn more about the minimum charge adjustment and additional customer charges at [duke-energy.com/minimum](http://duke-energy.com/minimum).

Your current rate is General Service Non-Demand Sec (GS-1).

## Billing details - Taxes

Regulatory Assessment Fee	\$0.01
Gross Receipts Tax	0.41
<hr/>	
<b>Total Taxes</b>	<b>\$0.42</b>



**Service address**  
ASTURIA COMM DEV DISTRICT  
2995 LONG BOW WAY  
IRRIGATION

**Bill date** Jun 3, 2022  
**For service** May 3 - Jun 1  
30 days

**Account number** 9100 8839 4721

**Billing summary**

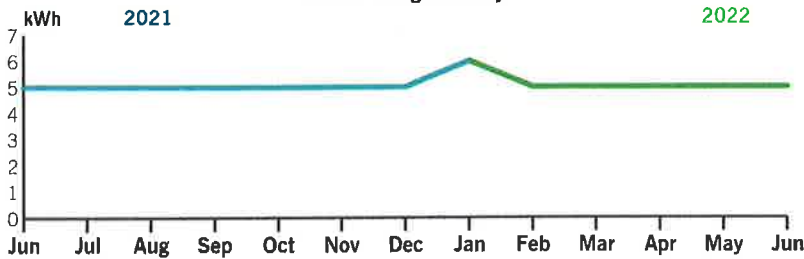
Previous Amount Due	\$30.42
<i>Payment Received May 25</i>	-30.42
Current Electric Charges	30.00
Taxes	0.42
<b>Total Amount Due Jun 24</b>	<b>\$30.42</b>



Thank you for your payment.

**Your usage snapshot**

Electric usage history



**Average temperature in degrees**

82° 83° 83° 82° 79° 67° 69° 61° 66° 71° 75° 80° 81°

	Current Month	Jun 2021	12-Month Usage	Avg Monthly Usage
Electric (kWh)	5	5	61	5
Avg. Dally (kWh)	0	0	0	

12-month usage based on most recent history

**Mail your payment at least 7 days before the due date** or pay instantly at [duke-energy.com/billing](http://duke-energy.com/billing). Payments for this statement within 90 days from the bill date will avoid a 1.0% late payment charge.

Please return this portion with your payment. Thank you for your business.



Duke Energy Return Mail  
PO Box 1090  
Charlotte, NC 28201-1090

Account number  
**9100 8839 4721**

**Amount of automatic draft**

**\$30.42**  
by Jun 24

*After 90 days from bill date, a late charge will apply.*

\$ \_\_\_\_\_ \$ \_\_\_\_\_  
Add here, to help others with a contribution to Share the Light **Amount enclosed**



Duke Energy Payment Processing  
PO Box 1094  
Charlotte, NC 28201-1094

000667 000000007

ASTURIA COMM DEV DISTRICT  
210 N UNIVERSITY DR STE 702  
CORAL SPRINGS FL 33071-7320

### Your usage snapshot - Continued

**Current electric usage for meter number 4459024**

Actual reading on Jun 1	99
Previous reading on May 3	- 94
<hr/>	
Energy Used	5 kWh
Billed kWh	5.000 kWh



A kilowatt-hour (kWh) is a measure of the energy used by a 1,000-watt appliance in one hour. A 10-watt LED lightbulb would take 100 hours to use 1 kWh.

### Billing details - Electric

**Billing Period - May 03 to Jun 01**

**Meter - 4459024**

Customer Charge	\$15.47
Energy Charge	
5.000 kWh @ 8.652c	0.42
Fuel Charge	
5.000 kWh @ 4.787c	0.24
Asset Securitization Charge	
5.000 kWh @ 0.204c	0.01
Minimum Bill Adjustment	13.86
<b>Total Current Charges</b>	<b>\$30.00</b>

The total charges incurred during this billing period are below the minimum expenses necessary to equitably provide and maintain reliable electric service to all facilities across the state. When the combined monthly customer, energy, fuel, and other charges fall below a \$30 threshold, customers will see the difference noted as a Minimum Bill Adjustment under the Billing Details section. Learn more about the minimum charge adjustment and additional customer charges at [duke-energy.com/minimum](http://duke-energy.com/minimum).

Your current rate is General Service Non-Demand Sec (GS-1).

### Billing details - Taxes

Regulatory Assessment Fee	\$0.01
Gross Receipts Tax	0.41
<b>Total Taxes</b>	<b>\$0.42</b>

fb.def.duke.bills.2022060222115.3.afp-1335-000000007

**Service address**  
ASTURIA COMM DEV DISTRICT  
15138 CARAVAN AVE  
IRRIGATION

Bill date Jun 3, 2022  
For service May 3 - Jun 1  
30 days

Account number **9100 8839 3316**

**Billing summary**

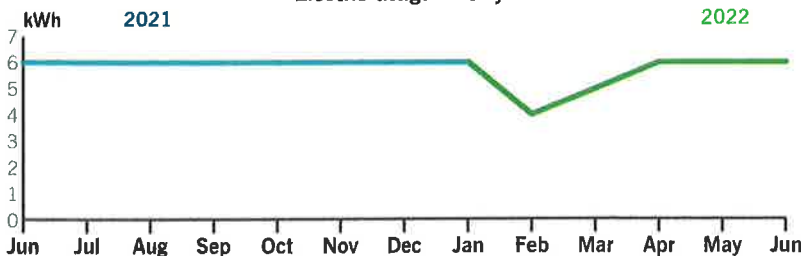
Previous Amount Due	\$30.43
Payment Received May 25	-30.43
Current Electric Charges	30.00
Taxes	0.43
<b>Total Amount Due Jun 24</b>	<b>\$30.43</b>



Thank you for your payment.

**Your usage snapshot**

Electric usage history



Average temperature in degrees

82° 83° 83° 82° 79° 67° 69° 61° 66° 71° 75° 80° 81°

	Current Month	Jun 2021	12-Month Usage	Avg Monthly Usage
Electric (kWh)	6	6	69	6
Avg. Daily (kWh)	0	0	0	

12-month usage based on most recent history

**Mail your payment at least 7 days before the due date** or pay instantly at duke-energy.com/billing. Payments for this statement within 90 days from the bill date will avoid a 1.0% late payment charge.

Please return this portion with your payment. Thank you for your business.



Duke Energy Return Mail  
PO Box 1090  
Charlotte, NC 28201-1090

Account number  
**9100 8839 3316**

Amount of automatic draft

**\$30.43**  
by Jun 24

After 90 days from bill date, a late charge will apply.

\$ \_\_\_\_\_ \$ \_\_\_\_\_  
Add here, to help others with a contribution to Share the Light **Amount enclosed**



Duke Energy Payment Processing  
PO Box 1094  
Charlotte, NC 28201-1094

000669 000000007

ASTURIA COMM DEV DISTRICT  
210 N UNIVERSITY DR STE 702  
CORAL SPRINGS FL 33071-7320



### Your usage snapshot - Continued

Current electric usage for meter number 3347708	
Actual reading on Jun 1	159
Previous reading on May 3	- 153
<hr/>	
Energy Used	6 kWh
Billed kWh	6.000 kWh



A kilowatt-hour (kWh) is a measure of the energy used by a 1,000-watt appliance in one hour. A 10-watt LED lightbulb would take 100 hours to use 1 kWh.

### Billing details - Electric

Billing Period - May 03 to Jun 01	
<b>Meter - 3347708</b>	
Customer Charge	\$15.47
Energy Charge	
6.000 kWh @ 8.652c	0.52
Fuel Charge	
6.000 kWh @ 4.787c	0.29
Asset Securitization Charge	
6.000 kWh @ 0.204c	0.01
Minimum Bill Adjustment	13.71
<hr/>	
<b>Total Current Charges</b>	<b>\$30.00</b>

The total charges incurred during this billing period are below the minimum expenses necessary to equitably provide and maintain reliable electric service to all facilities across the state. When the combined monthly customer, energy, fuel, and other charges fall below a \$30 threshold, customers will see the difference noted as a Minimum Bill Adjustment under the Billing Details section. Learn more about the minimum charge adjustment and additional customer charges at [duke-energy.com/minimum](http://duke-energy.com/minimum).

Your current rate is General Service Non-Demand Sec (GS-1).

### Billing details - Taxes

Regulatory Assessment Fee	\$0.01
Gross Receipts Tax	0.42
<hr/>	
<b>Total Taxes</b>	<b>\$0.43</b>

fb.def.duke.bills.2022060222115.3.afp-1339-000000007



**Service address**  
ASTURIA COMM DEV DISTRICT  
2781 LONG BOW WAY  
IRRIGATION

**Bill date** Jun 3, 2022  
**For service** May 3 - Jun 1  
30 days

**Account number** 9100 8841 6283

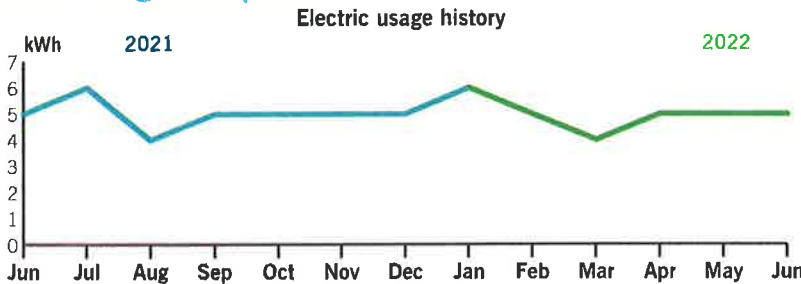
**Billing summary**

<b>Previous Amount Due</b>	<b>\$30.42</b>
<i>Payment Received May 25</i>	<i>-30.42</i>
<b>Current Electric Charges</b>	<b>30.00</b>
<b>Taxes</b>	<b>0.42</b>
<b>Total Amount Due Jun 24</b>	<b>\$30.42</b>



Thank you for your payment.

**Your usage snapshot**



**Average temperature in degrees**

82° 83° 83° 82° 79° 67° 69° 61° 66° 71° 75° 80° 81°

	Current Month	Jun 2021	12-Month Usage	Avg Monthly Usage
Electric (kWh)	5	5	60	5
Avg. Daily (kWh)	0	0	0	

12-month usage based on most recent history

**Mail your payment at least 7 days before the due date** or pay instantly at [duke-energy.com/billing](http://duke-energy.com/billing). Payments for this statement within 90 days from the bill date will avoid a 1.0% late payment charge.

Please return this portion with your payment. Thank you for your business.



Duke Energy Return Mail  
PO Box 1090  
Charlotte, NC 28201-1090

**Account number**  
**9100 8841 6283**

**Amount of automatic draft**

**\$30.42**  
by Jun 24

*After 90 days from bill date, a late charge will apply.*

\$ \_\_\_\_\_ \$ \_\_\_\_\_  
Add here, to help others with a contribution to Share the Light **Amount enclosed**



Duke Energy Payment Processing  
PO Box 1094  
Charlotte, NC 28201-1094

000671 000000007

ASTURIA COMM DEV DISTRICT  
210 N UNIVERSITY DR STE 702  
CORAL SPRINGS FL 33071-7320

### Your usage snapshot - Continued

Current electric usage for meter number 4459002	
Actual reading on Jun 1	96
Previous reading on May 3	- 91
<hr/>	
Energy Used	5 kWh
Billed kWh	5.000 kWh



A kilowatt-hour (kWh) is a measure of the energy used by a 1,000-watt appliance in one hour. A 10-watt LED lightbulb would take 100 hours to use 1 kWh.

### Billing details - Electric

Billing Period - May 03 to Jun 01	
<b>Meter - 4459002</b>	
Customer Charge	\$15.47
Energy Charge	
5.000 kWh @ 8.652c	0.42
Fuel Charge	
5.000 kWh @ 4.787c	0.24
Asset Securitization Charge	
5.000 kWh @ 0.204c	0.01
Minimum Bill Adjustment	13.86
<hr/>	
<b>Total Current Charges</b>	<b>\$30.00</b>

The total charges incurred during this billing period are below the minimum expenses necessary to equitably provide and maintain reliable electric service to all facilities across the state. When the combined monthly customer, energy, fuel, and other charges fall below a \$30 threshold, customers will see the difference noted as a Minimum Bill Adjustment under the Billing Details section. Learn more about the minimum charge adjustment and additional customer charges at [duke-energy.com/minimum](http://duke-energy.com/minimum).

Your current rate is General Service Non-Demand Sec (GS-1).

### Billing details - Taxes

Regulatory Assessment Fee	\$0.01
Gross Receipts Tax	0.41
<hr/>	
<b>Total Taxes</b>	<b>\$0.42</b>

fb.def.duke.bills.20220602222115.3.afp-1343-000000007

**Service address**  
 ASTURIA COMM DEV DISTRICT  
 14807 RENAISSANCE AVE  
 IRRIGATION

**Bill date** Jun 3, 2022  
**For service** May 3 - Jun 1  
 30 days

**Account number** 9100 8841 5084

## Billing summary

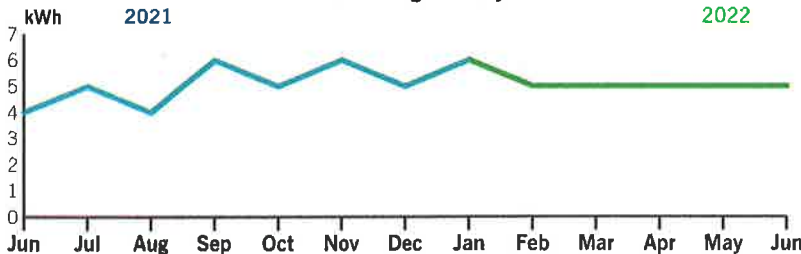
<b>Previous Amount Due</b>	<b>\$30.42</b>
<i>Payment Received May 25</i>	-30.42
<b>Current Electric Charges</b>	<b>30.00</b>
<b>Taxes</b>	<b>0.42</b>
<b>Total Amount Due Jun 24</b>	<b>\$30.42</b>



Thank you for your payment.

## Your usage snapshot

Electric usage history



Average temperature in degrees

82°	83°	83°	82°	79°	67°	69°	61°	66°	71°	75°	80°	81°
-----	-----	-----	-----	-----	-----	-----	-----	-----	-----	-----	-----	-----

	Current Month	Jun 2021	12-Month Usage	Avg Monthly Usage
Electric (kWh)	5	4	62	5
Avg. Daily (kWh)	0	0	0	

12-month usage based on most recent history

**Mail your payment at least 7 days before the due date** or pay instantly at [duke-energy.com/billing](http://duke-energy.com/billing). Payments for this statement within 90 days from the bill date will avoid a 1.0% late payment charge.

Please return this portion with your payment. Thank you for your business.

### Amount of automatic draft

Account number  
**9100 8841 5084**

<b>\$30.42</b> <i>by Jun 24</i>	<i>After 90 days from bill date, a late charge will apply.</i>
------------------------------------	--



Duke Energy Return Mail  
 PO Box 1090  
 Charlotte, NC 28201-1090

\$ \_\_\_\_\_ \$ \_\_\_\_\_  
 Add here, to help others with a contribution to Share the Light **Amount enclosed**

000673 000000007

ASTURIA COMM DEV DISTRICT  
 210 N UNIVERSITY DR STE 702  
 CORAL SPRINGS FL 33071-7320



Duke Energy Payment Processing  
 PO Box 1094  
 Charlotte, NC 28201-1094

fb.def.duke.bills.2022060222115.3.afp-1345-00000007

## Your usage snapshot - Continued

<b>Current electric usage for meter number 3593867</b>	
Actual reading on Jun 1	147
Previous reading on May 3	- 142
<hr/>	
Energy Used	5 kWh
Billed kWh	5.000 kWh



A kilowatt-hour (kWh) is a measure of the energy used by a 1,000-watt appliance in one hour. A 10-watt LED lightbulb would take 100 hours to use 1 kWh.

## Billing details - Electric

<b>Billing Period - May 03 to Jun 01</b>	
<b>Meter - 3593867</b>	
Customer Charge	\$15.47
Energy Charge	
5.000 kWh @ 8.652c	0.42
Fuel Charge	
5.000 kWh @ 4.787c	0.24
Asset Securitization Charge	
5.000 kWh @ 0.204c	0.01
Minimum Bill Adjustment	13.86
<hr/>	
<b>Total Current Charges</b>	<b>\$30.00</b>

The total charges incurred during this billing period are below the minimum expenses necessary to equitably provide and maintain reliable electric service to all facilities across the state. When the combined monthly customer, energy, fuel, and other charges fall below a \$30 threshold, customers will see the difference noted as a Minimum Bill Adjustment under the Billing Details section. Learn more about the minimum charge adjustment and additional customer charges at [duke-energy.com/minimum](http://duke-energy.com/minimum).

Your current rate is General Service Non-Demand Sec (GS-1).

## Billing details - Taxes

Regulatory Assessment Fee	\$0.01
Gross Receipts Tax	0.41
<hr/>	
<b>Total Taxes</b>	<b>\$0.42</b>





duke-energy.com  
877.372.8477

# Your Energy Bill

**Service address**  
ASTURIA COMM DEV DISTRICT  
14826 RENAISSANCE AVE  
IRRIGATION

**Bill date** Jun 3, 2022  
**For service** May 3 - Jun 1  
30 days

**Account number** 9100 8841 6077

## Billing summary

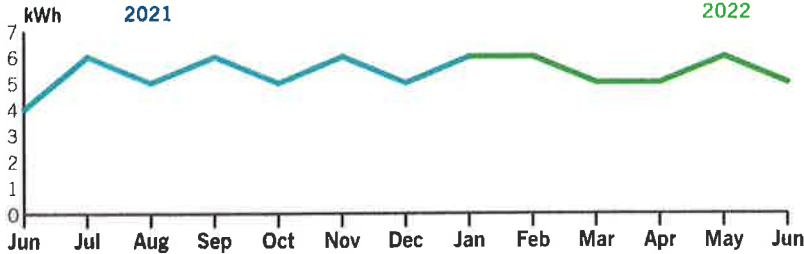
<b>Previous Amount Due</b>	<b>\$30.43</b>
<i>Payment Received May 25</i>	-30.43
<b>Current Electric Charges</b>	<b>30.00</b>
<b>Taxes</b>	<b>0.42</b>
<b>Total Amount Due Jun 24</b>	<b>\$30.42</b>



Thank you for your payment.

## Your usage snapshot

Electric usage history



### Average temperature in degrees

82° 83° 83° 82° 79° 67° 69° 61° 66° 71° 75° 80° 81°

	Current Month	Jun 2021	12-Month Usage	Avg Monthly Usage
Electric (kWh)	5	4	66	6
Avg. Daily (kWh)	0	0	0	

12-month usage based on most recent history

**Mail your payment at least 7 days before the due date** or pay instantly at [duke-energy.com/billing](http://duke-energy.com/billing). Payments for this statement within 90 days from the bill date will avoid a 1.0% late payment charge.

Please return this portion with your payment. Thank you for your business.

### Amount of automatic draft



Duke Energy Return Mail  
PO Box 1090  
Charlotte, NC 28201-1090

Account number  
**9100 8841 6077**

**\$30.42**  
by Jun 24

After 90 days from bill date, a late charge will apply.

\$ \_\_\_\_\_ \$ \_\_\_\_\_  
Add here, to help others with a contribution to Share the Light **Amount enclosed**

000675 000000007

ASTURIA COMM DEV DISTRICT  
210 N UNIVERSITY DR STE 702  
CORAL SPRINGS FL 33071-7320



Duke Energy Payment Processing  
PO Box 1094  
Charlotte, NC 28201-1094

### Your usage snapshot - Continued

Current electric usage for meter number 4458998	
Actual reading on Jun 1	105
Previous reading on May 3	- 100
<hr/>	
Energy Used	5 kWh
Billed kWh	5.000 kWh



A kilowatt-hour (kWh) is a measure of the energy used by a 1,000-watt appliance in one hour. A 10-watt LED lightbulb would take 100 hours to use 1 kWh.

### Billing details - Electric

Billing Period - May 03 to Jun 01	
Meter - 4458998	
Customer Charge	\$15.47
Energy Charge	
5.000 kWh @ 8.652c	0.42
Fuel Charge	
5.000 kWh @ 4.787c	0.24
Asset Securitization Charge	
5.000 kWh @ 0.204c	0.01
Minimum Bill Adjustment	13.86
<hr/>	
<b>Total Current Charges</b>	<b>\$30.00</b>

The total charges incurred during this billing period are below the minimum expenses necessary to equitably provide and maintain reliable electric service to all facilities across the state. When the combined monthly customer, energy, fuel, and other charges fall below a \$30 threshold, customers will see the difference noted as a Minimum Bill Adjustment under the Billing Details section. Learn more about the minimum charge adjustment and additional customer charges at [duke-energy.com/minimum](http://duke-energy.com/minimum).

Your current rate is General Service Non-Demand Sec (GS-1).

### Billing details - Taxes

Regulatory Assessment Fee	\$0.01
Gross Receipts Tax	0.41
<hr/>	
<b>Total Taxes</b>	<b>\$0.42</b>





## Your usage snapshot - Continued

Current electric usage for meter number 1016855	
Actual reading on Jun 1	327195
Previous reading on May 3	- 321506
<hr/>	
Energy Used	5,689 kWh
Billed kWh	5,689.000 kWh



A kilowatt-hour (kWh) is a measure of the energy used by a 1,000-watt appliance in one hour. A 10-watt LED lightbulb would take 100 hours to use 1 kWh.

## Billing details - Electric

Billing Period - May 03 to Jun 01	
Meter - 1016855	
Customer Charge	\$15.47
Energy Charge	
5,689.000 kWh @ 8.652c	492.21
Fuel Charge	
5,689.000 kWh @ 4.787c	272.33
Asset Securitization Charge	
5,689.000 kWh @ 0.204c	11.61
<hr/>	
<b>Total Current Charges</b>	<b>\$791.62</b>

Your current rate is General Service Non-Demand Sec (GS-1).

## Billing details - Taxes

Regulatory Assessment Fee	\$0.57
Gross Receipts Tax	20.30
<hr/>	
<b>Total Taxes</b>	<b>\$20.87</b>



**Service address**  
ASTURIA COMM DEV DISTRICT  
15381 AVILES PKWY  
PUMP IRRIGATION

Bill date Jun 3, 2022  
For service May 3 - Jun 1  
30 days

Account number **9100 8839 3704**

**Billing summary**

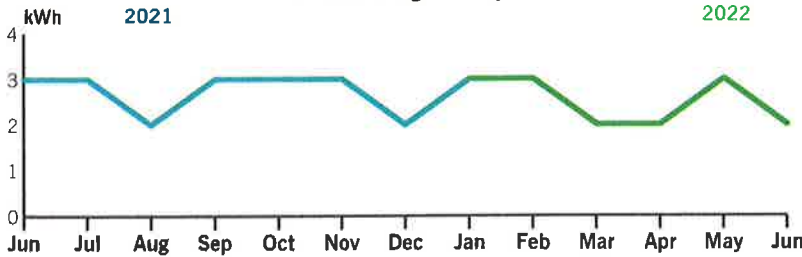
Previous Amount Due	\$30.42
Payment Received May 25	-30.42
Current Electric Charges	30.00
Taxes	0.41
<b>Total Amount Due Jun 24</b>	<b>\$30.41</b>



Thank you for your payment.

**Your usage snapshot**

Electric usage history



Average temperature in degrees

82° 83° 83° 82° 79° 67° 69° 61° 66° 71° 75° 80° 81°

	Current Month	Jun 2021	12-Month Usage	Avg Monthly Usage
Electric (kWh)	2	3	31	3
Avg. Daily (kWh)	0	0	0	

12-month usage based on most recent history

**Mail your payment at least 7 days before the due date** or pay instantly at [duke-energy.com/billing](http://duke-energy.com/billing). Payments for this statement within 90 days from the bill date will avoid a 1.0% late payment charge.

Please return this portion with your payment. Thank you for your business.

Amount of automatic draft

Account number  
**9100 8839 3704**

**\$30.41**  
by Jun 24

After 90 days from bill date, a late charge will apply.

\$ \_\_\_\_\_ \$ \_\_\_\_\_  
Add here, to help others with a contribution to Share the Light **Amount enclosed**



Duke Energy Payment Processing  
PO Box 1094  
Charlotte, NC 28201-1094



Duke Energy Return Mail  
PO Box 1090  
Charlotte, NC 28201-1090

000679 000000007

ASTURIA COMM DEV DISTRICT  
210 N UNIVERSITY DR STE 702  
CORAL SPRINGS FL 33071-7320



### Your usage snapshot - Continued

Current electric usage for meter number 905106	
Actual reading on Jun 1	123
Previous reading on May 3	- 121
<hr/>	
Energy Used	2 kWh
Billed kWh	2.000 kWh



A kilowatt-hour (kWh) is a measure of the energy used by a 1,000-watt appliance in one hour. A 10-watt LED lightbulb would take 100 hours to use 1 kWh.

### Billing details - Electric

Billing Period - May 03 to Jun 01	
<b>Meter - 905106</b>	
Customer Charge	\$15.47
Energy Charge	
2.000 kWh @ 8.652c	0.18
Fuel Charge	
2.000 kWh @ 4.787c	0.10
Minimum Bill Adjustment	14.25
<hr/>	
<b>Total Current Charges</b>	<b>\$30.00</b>

The total charges incurred during this billing period are below the minimum expenses necessary to equitably provide and maintain reliable electric service to all facilities across the state. When the combined monthly customer, energy, fuel, and other charges fall below a \$30 threshold, customers will see the difference noted as a Minimum Bill Adjustment under the Billing Details section. Learn more about the minimum charge adjustment and additional customer charges at [duke-energy.com/minimum](http://duke-energy.com/minimum).

Your current rate is General Service Non-Demand Sec (GS-1).

### Billing details - Taxes

Regulatory Assessment Fee	\$0.01
Gross Receipts Tax	0.40
<hr/>	
<b>Total Taxes</b>	<b>\$0.41</b>

fb.def.duke.bills.20220602222115.3.afp-1359-000000007



**Service address**  
 ASTURIA COMM DEV DISTRICT  
 14700 TRAILS EDGE BLVD  
 IRRIGATION

**Bill date** Jun 3, 2022  
**For service** May 3 - Jun 1  
 30 days

**Account number** 9100 8839 4292

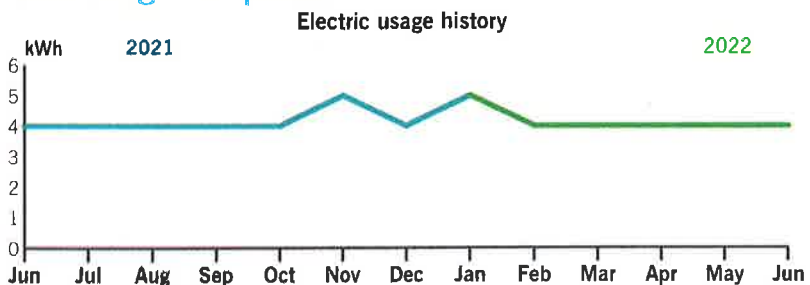
**Billing summary**

<b>Previous Amount Due</b>	<b>\$30.42</b>
<i>Payment Received May 25</i>	-30.42
<b>Current Electric Charges</b>	<b>30.00</b>
<b>Taxes</b>	<b>0.42</b>
<b>Total Amount Due Jun 24</b>	<b>\$30.42</b>



Thank you for your payment.

**Your usage snapshot**



**Average temperature in degrees**

82° 83° 83° 82° 79° 67° 69° 61° 66° 71° 75° 80° 81°

	Current Month	Jun 2021	12-Month Usage	Avg Monthly Usage
Electric (kWh)	4	4	50	4
Avg. Daily (kWh)	0	0	0	

12-month usage based on most recent history

**Mail your payment at least 7 days before the due date** or pay instantly at duke-energy.com/billing. Payments for this statement within 90 days from the bill date will avoid a 1.0% late payment charge.

Please return this portion with your payment. Thank you for your business.



Duke Energy Return Mail  
 PO Box 1090  
 Charlotte, NC 28201-1090

**Account number**  
**9100 8839 4292**

**Amount of automatic draft**

<b>\$30.42</b> by Jun 24	<i>After 90 days from bill date, a late charge will apply.</i>
-----------------------------	--

000681 000000007

ASTURIA COMM DEV DISTRICT  
 210 N UNIVERSITY DR STE 702  
 CORAL SPRINGS FL 33071-7320

\$ \_\_\_\_\_ \$ \_\_\_\_\_  
 Add here, to help others with a contribution to Share the Light      **Amount enclosed**



Duke Energy Payment Processing  
 PO Box 1094  
 Charlotte, NC 28201-1094

## Your usage snapshot - Continued

Current electric usage for meter number 4456132	
Actual reading on Jun 1	82
Previous reading on May 3	- 78
<hr/>	
Energy Used	4 kWh
Billed kWh	4.000 kWh



A kilowatt-hour (kWh) is a measure of the energy used by a 1,000-watt appliance in one hour. A 10-watt LED lightbulb would take 100 hours to use 1 kWh.

## Billing details - Electric

Billing Period - May 03 to Jun 01	
<b>Meter - 4456132</b>	
Customer Charge	\$15.47
Energy Charge	
4.000 kWh @ 8.652c	0.34
Fuel Charge	
4.000 kWh @ 4.787c	0.19
Asset Securitization Charge	
4.000 kWh @ 0.204c	0.01
Minimum Bill Adjustment	13.99
<hr/>	
<b>Total Current Charges</b>	<b>\$30.00</b>

The total charges incurred during this billing period are below the minimum expenses necessary to equitably provide and maintain reliable electric service to all facilities across the state. When the combined monthly customer, energy, fuel, and other charges fall below a \$30 threshold, customers will see the difference noted as a Minimum Bill Adjustment under the Billing Details section. Learn more about the minimum charge adjustment and additional customer charges at [duke-energy.com/minimum](http://duke-energy.com/minimum).

Your current rate is General Service Non-Demand Sec (GS-1).

## Billing details - Taxes

Regulatory Assessment Fee	\$0.01
Gross Receipts Tax	0.41
<hr/>	
<b>Total Taxes</b>	<b>\$0.42</b>

fb.def.duke.bills.20220602222115.3.afp-1363-000000007





duke-energy.com  
877.372.8477

# Your Energy Bill

**Service address**  
ASTURIA COMM DEV DISTRICT  
14575 PROMENADE PKWY  
IRRIGATION

**Bill date** Jun 3, 2022  
**For service** May 3 - Jun 1  
30 days

**Account number** 9100 8839 2935

## Billing summary

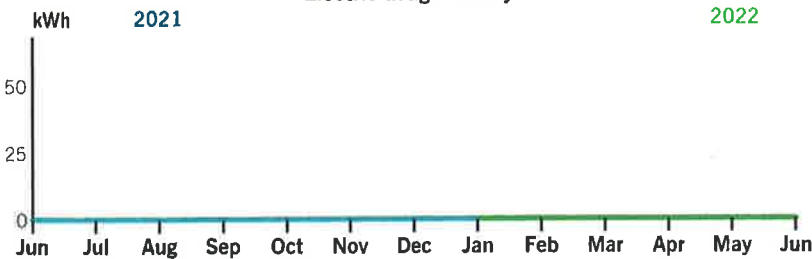
Previous Amount Due	\$30.41
Payment Received May 25	-30.41
Current Electric Charges	30.00
Taxes	0.41
<b>Total Amount Due Jun 24</b>	<b>\$30.41</b>



Thank you for your payment.

## Your usage snapshot

Electric usage history



### Average temperature in degrees

82° 83° 83° 82° 79° 67° 69° 61° 66° 71° 75° 80° 81°

	Current Month	Jun 2021	12-Month Usage	Avg Monthly Usage
Electric (kWh)	0	0	N/A	0
Avg. Daily (kWh)	0	0	N/A	

12-month usage based on most recent history

**Mail your payment at least 7 days before the due date** or pay instantly at [duke-energy.com/billing](http://duke-energy.com/billing). Payments for this statement within 90 days from the bill date will avoid a 1.0% late payment charge.

Please return this portion with your payment. Thank you for your business.



Duke Energy Return Mail  
PO Box 1090  
Charlotte, NC 28201-1090

Account number  
**9100 8839 2935**

### Amount of automatic draft

**\$30.41**  
by Jun 24

After 90 days from bill date, a late charge will apply.

\$ \_\_\_\_\_ \$ \_\_\_\_\_  
Add here, to help others with a contribution to Share the Light **Amount enclosed**



Duke Energy Payment Processing  
PO Box 1094  
Charlotte, NC 28201-1094

fb.def.duke.bills.2022.06.02.22.11.5.3.afp-1365-000000007

000683 000000007

ASTURIA COMM DEV DISTRICT  
210 N UNIVERSITY DR STE 702  
CORAL SPRINGS FL 33071-7320

8891008839293500066000000000000000000000304100000030414

### Your usage snapshot - Continued

Current electric usage for meter number 4459942	
Actual reading on Jun 1	0
Previous reading on May 3	- 0
<hr/>	
Energy Used	0 kWh
Billed kWh	0.000 kWh



A kilowatt-hour (kWh) is a measure of the energy used by a 1,000-watt appliance in one hour. A 10-watt LED lightbulb would take 100 hours to use 1 kWh.

### Billing details - Electric

Billing Period - May 03 to Jun 01	
<b>Meter - 4459942</b>	
Customer Charge	\$15.47
Minimum Bill Adjustment	14.53
<hr/>	
<b>Total Current Charges</b>	<b>\$30.00</b>

The total charges incurred during this billing period are below the minimum expenses necessary to equitably provide and maintain reliable electric service to all facilities across the state. When the combined monthly customer, energy, fuel, and other charges fall below a \$30 threshold, customers will see the difference noted as a Minimum Bill Adjustment under the Billing Details section. Learn more about the minimum charge adjustment and additional customer charges at [duke-energy.com/minimum](http://duke-energy.com/minimum).

Your current rate is General Service Non-Demand Sec (GS-1).

### Billing details - Taxes

Regulatory Assessment Fee	\$0.01
Gross Receipts Tax	0.40
<hr/>	
<b>Total Taxes</b>	<b>\$0.41</b>



**Service address**  
ASTURIA COMM DEV DISTRICT  
14731 STATE ROAD 54  
ODESSA FL 33556

**Bill date** Jun 3, 2022  
**For service** May 3 - Jun 1  
30 days

**Account number** 9100 8839 2175

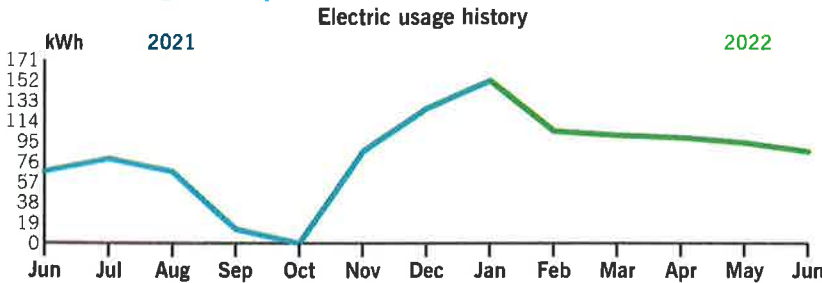
**Billing summary**

Previous Amount Due	\$30.75
<i>Payment Received May 25</i>	-30.75
Current Electric Charges	30.00
Taxes	0.72
<b>Total Amount Due Jun 24</b>	<b>\$30.72</b>



Thank you for your payment.

**Your usage snapshot**



**Average temperature in degrees**

82° 83° 83° 82° 79° 67° 69° 61° 66° 71° 75° 80° 81°

	Current Month	Jun 2021	12-Month Usage	Avg Monthly Usage
Electric (kWh)	86	67	1,008	84
Avg. Daily (kWh)	3	2	3	

12-month usage based on most recent history

**Mail your payment at least 7 days before the due date** or pay instantly at [duke-energy.com/billing](http://duke-energy.com/billing). Payments for this statement within 90 days from the bill date will avoid a 1.0% late payment charge.

Please return this portion with your payment. Thank you for your business.



Duke Energy Return Mail  
PO Box 1090  
Charlotte, NC 28201-1090

Account number  
**9100 8839 2175**

**Amount of automatic draft**

<b>\$30.72</b> <i>by Jun 24</i>	<i>After 90 days from bill date, a late charge will apply.</i>
------------------------------------	--

\$ \_\_\_\_\_ \$ \_\_\_\_\_  
Add here, to help others with a contribution to Share the Light **Amount enclosed**

000685 000000007

ASTURIA COMM DEV DISTRICT  
210 N UNIVERSITY DR STE 702  
CORAL SPRINGS FL 33071-7320



Duke Energy Payment Processing  
PO Box 1094  
Charlotte, NC 28201-1094



### Your usage snapshot - Continued

Current electric usage for meter number 7885302	
Actual reading on Jun 1	1628
Previous reading on May 3	- 1542
<hr/>	
Energy Used	86 kWh
Billed kWh	86.000 kWh



A kilowatt-hour (kWh) is a measure of the energy used by a 1,000-watt appliance in one hour. A 10-watt LED lightbulb would take 100 hours to use 1 kWh.

### Billing details - Electric

Billing Period - May 03 to Jun 01	
<b>Meter - 7885302</b>	
Customer Charge	\$15.47
Energy Charge	
86.000 kWh @ 8.652c	7.44
Fuel Charge	
86.000 kWh @ 4.787c	4.12
Asset Securitization Charge	
86.000 kWh @ 0.204c	0.18
Minimum Bill Adjustment	2.79
<hr/>	
<b>Total Current Charges</b>	<b>\$30.00</b>

The total charges incurred during this billing period are below the minimum expenses necessary to equitably provide and maintain reliable electric service to all facilities across the state. When the combined monthly customer, energy, fuel, and other charges fall below a \$30 threshold, customers will see the difference noted as a Minimum Bill Adjustment under the Billing Details section. Learn more about the minimum charge adjustment and additional customer charges at [duke-energy.com/minimum](http://duke-energy.com/minimum).

Your current rate is General Service Non-Demand Sec (GS-1).

### Billing details - Taxes

Regulatory Assessment Fee	\$0.02
Gross Receipts Tax	0.70
<hr/>	
<b>Total Taxes</b>	<b>\$0.72</b>

fb.def.duke.bills.20220602222115.3.aip-1371-000000007





duke-energy.com  
877.372.8477

# Your Energy Bill

**Service address**  
ASTURIA COMM DEV DISTRICT  
15301 AVILES PKY PUMP  
PUMP IRRIGATION

Bill date Jun 3, 2022  
For service May 3 - Jun 1  
30 days

Account number **9100 8839 4086**

## Billing summary

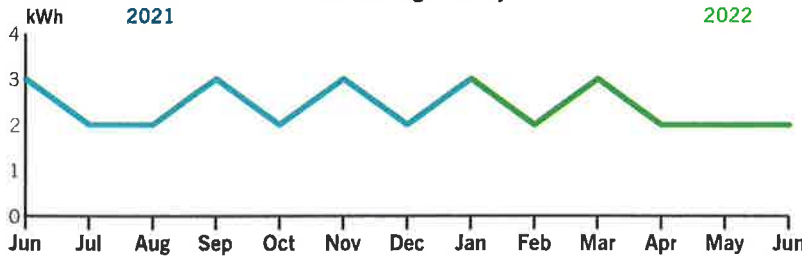
Previous Amount Due	\$30.41
Payment Received May 25	-30.41
Current Electric Charges	30.00
Taxes	0.41
<b>Total Amount Due Jun 24</b>	<b>\$30.41</b>



Thank you for your payment.

## Your usage snapshot

Electric usage history



### Average temperature in degrees

82° 83° 83° 82° 79° 67° 69° 61° 66° 71° 75° 80° 81°

	Current Month	Jun 2021	12-Month Usage	Avg Monthly Usage
Electric (kWh)	2	3	28	2
Avg. Daily (kWh)	0	0	0	

12-month usage based on most recent history

**Mail your payment at least 7 days before the due date** or pay instantly at duke-energy.com/billing. Payments for this statement within 90 days from the bill date will avoid a 1.0% late payment charge.

Please return this portion with your payment. Thank you for your business.



Duke Energy Return Mail  
PO Box 1090  
Charlotte, NC 28201-1090

Account number  
**9100 8839 4086**

### Amount of automatic draft

<b>\$30.41</b> by Jun 24	After 90 days from bill date, a late charge will apply.
-----------------------------	---

\$ \_\_\_\_\_ \$ \_\_\_\_\_  
Add here, to help others with a contribution to Share the Light  
**Amount enclosed**



Duke Energy Payment Processing  
PO Box 1094  
Charlotte, NC 28201-1094

000687 000000007

ASTURIA COMM DEV DISTRICT  
210 N UNIVERSITY DR STE 702  
CORAL SPRINGS FL 33071-7320

889100883940860006600000000000000000304100000030412

fb.def.duke.bills.20220602222115.3.atp-1373-00000007

### Your usage snapshot - Continued

<b>Current electric usage for meter number 3439985</b>	
Actual reading on May 26	128
Previous reading on May 3	- 126
<hr/>	
Energy Used	2 kWh
<b>Current electric usage for meter number 8323070 *</b>	
Actual reading on Jun 1	0
Previous reading on May 26	- 0
<hr/>	
Energy Used	0 kWh
Billed kWh	2.000 kWh



A kilowatt-hour (kWh) is a measure of the energy used by a 1,000-watt appliance in one hour. A 10-watt LED lightbulb would take 100 hours to use 1 kWh.

\* New Meter

### Billing details - Electric

<b>Billing Period - May 03 to Jun 01</b>	
<b>Meter - 3439985</b>	
<b>Meter - 8323070</b>	
Customer Charge	\$15.47
Energy Charge	
2.000 kWh @ 8.652c	0.18
Fuel Charge	
2.000 kWh @ 4.787c	0.10
Minimum Bill Adjustment	14.25
<hr/>	
<b>Total Current Charges</b>	<b>\$30.00</b>

The total charges incurred during this billing period are below the minimum expenses necessary to equitably provide and maintain reliable electric service to all facilities across the state. When the combined monthly customer, energy, fuel, and other charges fall below a \$30 threshold, customers will see the difference noted as a Minimum Bill Adjustment under the Billing Details section. Learn more about the minimum charge adjustment and additional customer charges at [duke-energy.com/minimum](http://duke-energy.com/minimum).

Your current rate is General Service Non-Demand Sec (GS-1).

### Billing details - Taxes

Regulatory Assessment Fee	\$0.01
Gross Receipts Tax	0.40
<hr/>	
<b>Total Taxes</b>	<b>\$0.41</b>

fb.def.duke.bills.2022060222115.3.afp-1.375-000000007





duke-energy.com  
877.372.8477

# Your Energy Bill

**Service address**  
ASTURIA COMM DEV DISTRICT  
0000 PROMENADE PKY LITE  
LITE

**Bill date** Jun 2, 2022  
**For service** May 3 - Jun 1  
30 days

Account number **9100 8841 6465**

## Billing summary

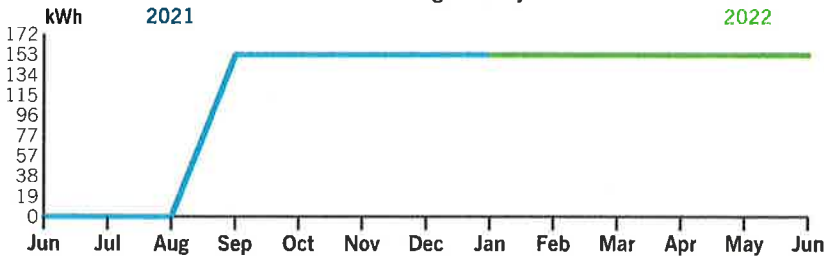
Previous Amount Due	\$293.47
Payment Received May 24	-293.47
Current Lighting Charges	292.91
Taxes	0.56
<b>Total Amount Due Jun 23</b>	<b>\$293.47</b>



Thank you for your payment.

## Your usage snapshot

Electric usage history



### Average temperature in degrees

82° 83° 83° 82° 79° 67° 69° 61° 66° 71° 75° 80° 81\*

	Current Month	Jun 2021	12-Month Usage	Avg Monthly Usage
Electric (kWh)	153	0	N/A	153
Avg. Daily (kWh)	5	0	N/A	

12-month usage based on most recent history

**Mail your payment at least 7 days before the due date** or pay instantly at [duke-energy.com/billing](http://duke-energy.com/billing). Payments for this statement within 90 days from the bill date will avoid a 1.0% late payment charge.

Please return this portion with your payment. Thank you for your business.



Duke Energy Return Mail  
PO Box 1090  
Charlotte, NC 28201-1090

Account number  
**9100 8841 6465**

### Amount of automatic draft

**\$293.47**  
by Jun 23

After 90 days from bill date, a late charge will apply.

\$ \_\_\_\_\_ \$ \_\_\_\_\_  
Add here, to help others with a contribution to Share the Light **Amount enclosed**

000605 000004887



ASTURIA COMM DEV DISTRICT  
210 N UNIVERSITY DR STE 702  
CORAL SPRINGS FL 33071-7320



Duke Energy Payment Processing  
PO Box 1094  
Charlotte, NC 28201-1094

### Your usage snapshot - Continued

<b>Outdoor Lighting</b>		
<b>Billing period May 03 - Jun 01</b>		
<b>Description</b>	<b>Quantity</b>	<b>Usage</b>
Monticello Black TIII 3000K	9	153 kWh
<b>Total</b>	<b>9</b>	<b>153 kWh</b>

### Billing details - Lighting

<b>Billing Period - May 03 to Jun 01</b>	
Customer Charge	\$1.63
Energy Charge	
153.000 kWh @ 3.459c	5.30
Fuel Charge	
153.000 kWh @ 4.437c	6.79
Asset Securitization Charge	
153.000 kWh @ 0.065c	0.10
Fixture Charge	
Monticello Black TIII 3000K	157.41
Maintenance Charge	
Monticello Black TIII 3000K	12.51
Pole Charge	
16 DEC CNCRT W/DEC BS/WSHNGTN	
9 Pole(s) @ \$12.130	109.17
<b>Total Current Charges</b>	<b>\$292.91</b>

Your current rate is Lighting Service Company Owned/Maintained (LS-1).

### Billing details - Taxes

Regulatory Assessment Fee	\$0.21
Gross Receipts Tax	0.35
<b>Total Taxes</b>	<b>\$0.56</b>

fb.def.duke.bills.20220601191912.19.afp-1211-000004887



**Service address** Bill date May 25, 2022  
 ASTURIA COMM DEV DISTRICT For service Apr 27 - May 24  
 000 PROMENADE PKY LITE 28 days  
 LITE

Account number **9100 9355 5410**

**Billing summary**

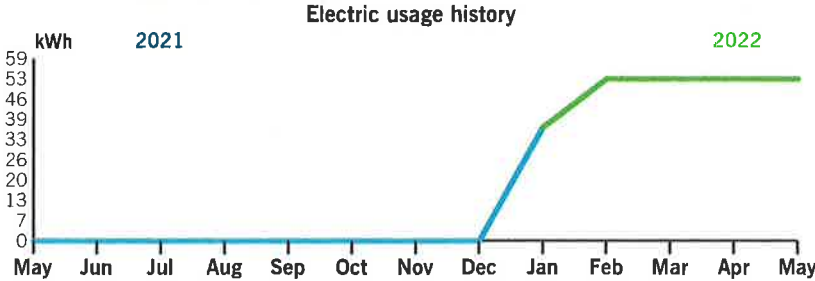
Previous Amount Due	\$99.05
Payment Received May 18	-99.05
Current Lighting Charges	98.84
Taxes	0.22
<b>Total Amount Due Jun 15</b>	<b>\$99.06</b>



Thank you for your payment.

Duke Energy Florida utilized fuel in the following proportions to generate your power: Coal 11%, Purchased Power 9%, Gas 78%, Oil 0%, Nuclear 0%, Solar 2% (For prior 12 months ending March 31, 2022).

**Your usage snapshot**



**Average temperature in degrees**

80° 82° 83° 83° 82° 79° 67° 69° 61° 66° 71° 75° 78°

	Current Month	May 2021	12-Month Usage	Avg Monthly Usage
Electric (kWh)	53	0	N/A	49
Avg. Daily (kWh)	2	0	N/A	

12-month usage based on most recent history

**Mail your payment at least 7 days before the due date** or pay instantly at [duke-energy.com/billing](http://duke-energy.com/billing). Late payments are subject to a \$5.00 or 1.5%, late charge, whichever is greater.

Please return this portion with your payment. Thank you for your business.



Duke Energy Return Mail  
 PO Box 1090  
 Charlotte, NC 28201-1090

Account number  
**9100 9355 5410**

**Amount of automatic draft**

**\$99.06**  
 by Jun 15

Your payment is scheduled to be made by monthly automatic draft on Jun 15

\$ \_\_\_\_\_ \$ \_\_\_\_\_  
 Add here, to help others with a contribution to Share the Light **Amount enclosed**



Duke Energy Payment Processing  
 PO Box 1094  
 Charlotte, NC 28201-1094



038250 000001991  
 ASTURIA COMM DEV DISTRICT  
 210 N UNIVERSITY DR STE 702  
 CORAL SPRINGS FL 33071-7320



### Your usage snapshot - Continued

<b>Outdoor Lighting</b>		
<b>Billing period Apr 27 - May 24</b>		
<b>Description</b>	<b>Quantity</b>	<b>Usage</b>
Monticello Black TIII 3000K	3	53 kWh
<b>Total</b>	<b>3</b>	<b>53 kWh</b>

### Billing details - Lighting

<b>Billing Period - Apr 27 to May 24</b>	
Customer Charge	\$1.63
Energy Charge	
52.500 kWh @ 3.459c	1.82
Fuel Charge	
52.500 kWh @ 4.437c	2.33
Asset Securitization Charge	
52.500 kWh @ 0.065c	0.03
Fixture Charge	
Monticello Black TIII 3000K	52.47
Maintenance Charge	
Monticello Black TIII 3000K	4.17
Pole Charge	
16 DEC CNCRT W/DEC BS/WSHNGTN	
3 Pole(s) @ \$12.130	36.39
<b>Total Current Charges</b>	<b>\$98.84</b>

Your current rate is Lighting Service Company Owned/Maintained (LS-1).

### Billing details - Taxes

Regulatory Assessment Fee	\$0.07
Gross Receipts Tax	0.15
<b>Total Taxes</b>	<b>\$0.22</b>

fb.def.duke.bills.20220524212237.58.pdf-76501-000001991





duke-energy.com  
877.372.8477

# Your Energy Bill

## Service address

ASTURIA COMM DEV DISTRICT  
000 AVILES PKY LITE  
LITE ASTURIA PH2 A&B SL

Bill date May 27, 2022

For service Apr 27 - May 24  
28 days

Account number **9100 8839 3514**

## Billing summary

Previous Amount Due	\$7,494.19
Payment Received May 24	-7,494.19
Current Lighting Charges	2,499.41
Taxes	10.04
<b>Total Amount Due Jun 17</b>	<b>\$2,509.45</b>

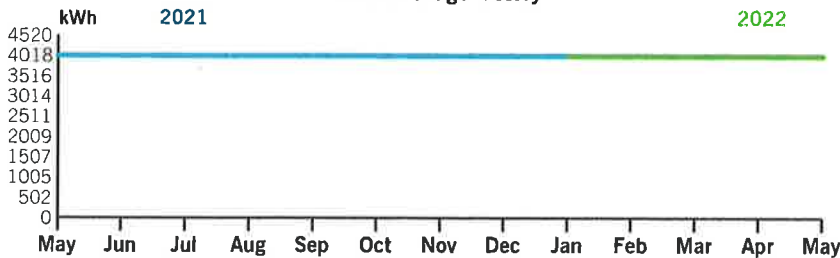


Thank you for your payment.

Duke Energy Florida utilized fuel in the following proportions to generate your power: Coal 11%, Purchased Power 9%, Gas 78%, Oil 0%, Nuclear 0%, Solar 2% (For prior 12 months ending March 31, 2022).

## Your usage snapshot

### Electric usage history



### Average temperature in degrees

80° 82° 83° 83° 82° 79° 67° 69° 61° 66° 71° 75° 78°

	Current Month	May 2021	12-Month Usage	Avg Monthly Usage
Electric (kWh)	4,018	4,018	48,216	4,018
Avg. Daily (kWh)	144	139	132	

12-month usage based on most recent history

**Mail your payment at least 7 days before the due date or pay instantly at duke-energy.com/billing.** Payments for this statement within 90 days from the bill date will avoid a 1.0% late payment charge.

Please return this portion with your payment. Thank you for your business.



Duke Energy Return Mail  
PO Box 1090  
Charlotte, NC 28201-1090

Account number  
**9100 8839 3514**

### Amount of automatic draft

<b>\$2,509.45</b> by Jun 17	After 90 days from bill date, a late charge will apply.
--------------------------------	---

\$ \_\_\_\_\_ \$ \_\_\_\_\_  
Add here, to help others with a contribution to Share the Light **Amount enclosed**

002091 000019939



ASTURIA COMM DEV DISTRICT  
210 N UNIVERSITY DR STE 702  
CORAL SPRINGS FL 33071-7320



Duke Energy Payment Processing  
PO Box 1094  
Charlotte, NC 28201-1094



### Your usage snapshot - Continued

<b>Outdoor Lighting</b>		
<b>Billing period Apr 27 - May 24</b>		
<b>Description</b>	<b>Quantity</b>	<b>Usage</b>
SV MONTICELLO 9500L	82	4,018 kWh
<b>Total</b>	<b>82</b>	<b>4,018 kWh</b>

### Billing details - Lighting

<b>Billing Period - Apr 27 to May 24</b>	
Customer Charge	\$1.63
Energy Charge	
4,018.000 kWh @ 3.459c	138.97
Fuel Charge	
4,018.000 kWh @ 4.437c	178.28
Asset Securitization Charge	
4,018.000 kWh @ 0.065c	2.61
Fixture Charge	
SV MONTICELLO 9500L	1,032.38
Maintenance Charge	
SV MONTICELLO 9500L	150.88
Pole Charge	
16 DEC CNCRT W/DEC BS/WSHNGTN	
82 Pole(s) @ \$12.130	994.66
<b>Total Current Charges</b>	<b>\$2,499.41</b>

Your current rate is Lighting Service Company Owned/Maintained (LS-1).

### Billing details - Taxes

Regulatory Assessment Fee	\$1.80
Gross Receipts Tax	8.24
<b>Total Taxes</b>	<b>\$10.04</b>

fb.def.duke.bills.20220526221931.70.aip-4183-000019939



<b>ASTURIA CDD</b>				
<b>PASCO UTILITIES: V00030</b>				
<b>INVOICE DATE:</b>	<b>6/2/2022</b>			
<b>INVOICE:</b>	<b>060222 ACH</b>			<b>ACH 6/20</b>
				<b>4/19-5/19</b>
<b>ACCOUNT NUMBER</b>	<b>CUSTOMER #</b>	<b>METER #</b>	<b>SERVICE ADDRESS</b>	
<b>966695</b>	<b>1341603</b>	<b>15057039</b>	<b>0 PROMENADE PARKWAY</b>	<b>\$ 277.90</b>
<b>953310</b>	<b>1341603</b>	<b>13548633</b>	<b>14450 PROMENADE PARKWAY</b>	<b>\$ 269.50</b>
<b>956655</b>	<b>1353074</b>	<b>13595259</b>	<b>14502 PROMENADE PARKWAY</b>	<b>\$ 63.01</b>
<b>956650</b>	<b>1353074</b>	<b>13595266</b>	<b>14575 PROMENADE PARKWAY</b>	<b>\$ 1,773.26</b>
<b>956645</b>	<b>1353074</b>	<b>15057044</b>	<b>14577 PROMENADE PARKWAY</b>	<b>\$ 46.90</b>
<b>953300</b>	<b>1341603</b>	<b>15450198</b>	<b>14915 AVILES PARKWAY</b>	<b>\$ 207.90</b>
<b>989025</b>	<b>1353074</b>	<b>17705149</b>	<b>15121 AVILES PARKWAY</b>	<b>\$ 5.60</b>
<b>989020</b>	<b>1353074</b>	<b>17705151</b>	<b>15301 AVILES PARKWAY</b>	<b>\$ -</b>
<b>989015</b>	<b>1353074</b>	<b>17705152</b>	<b>15381 AVILES PARKWAY</b>	<b>\$ 14.00</b>
<b>1031105</b>	<b>1341603</b>	<b>190101977</b>	<b>15233 RENAISSANCE AVE</b>	<b>\$ 21.70</b>
<b>953305</b>	<b>1341603</b>	<b>15450201</b>	<b>14859 CARAVAN AVENUE</b>	<b>\$ 32.20</b>
<b>1031120</b>	<b>1341603</b>	<b>190101972</b>	<b>15050 CARAVAN AVENUE</b>	<b>\$ 82.30</b>
<b>1031115</b>	<b>1341603</b>	<b>190101974</b>	<b>15246 CARAVAN AVENUE</b>	<b>\$ 64.40</b>
<b>953325</b>	<b>1341603</b>	<b>15084620</b>	<b>2830 LONG BOW WAY</b>	<b>\$ 112.00</b>
<b>953340</b>	<b>1341603</b>	<b>15450207</b>	<b>2995 LONG BOW WAY</b>	<b>\$ 34.30</b>
<b>953330</b>	<b>1341603</b>	<b>15450200</b>	<b>14400 TRAILS EDGE BOULEVARD</b>	<b>\$ 32.90</b>
<b>953320</b>	<b>1341603</b>	<b>12216402</b>	<b>14700 TRAILS EDGE BOULEVARD</b>	<b>\$ 25.90</b>
			<b>543028.001.53601.5000</b>	<b>\$ 3,063.77</b>



UTILITIES SERVICES BRANCH  
 CUSTOMER INFORMATION &  
 SERVICE DEPT.  
 P. O. BOX 2139  
 NEW PORT RICHEY, FL 34656-2139

LAND O' LAKES (813) 235-6012  
 NEW PORT RICHEY (727) 847-8131  
 DADE CITY (352) 521-4285  
[utilcustserv@pascocountyfl.net](mailto:utilcustserv@pascocountyfl.net)  
 Pay By Phone: 1-855-786-5344



71 0 1  
 42-52579

ASTURIA CDD

Service Address: **0 PROMENADE PARKWAY**

Bill Number: 16675223

Billing Date: 6/2/2022

Billing Period: 4/19/2022 to 5/19/2022

Account #	Customer #
0966695	01341603
<b>Please use the 15-digit number below when making a payment through your bank</b>	
096669501341603	

**New Water, Sewer, Reclaim rates, fees and charges took effect Oct. 1, 2021.**  
 Please visit [bit.ly/pcurates](http://bit.ly/pcurates) for additional details.

Service	Meter #	Previous		Current		# of Days	Consumption in thousands
		Date	Read	Date	Read		
Reclaim	15057039	4/19/2022	19697	5/19/2022	20094	30	397

Usage History

Water

May 2022	397
April 2022	270
March 2022	360
February 2022	402
January 2022	348
December 2021	377
November 2021	385
October 2021	174
September 2021	47
August 2021	283
July 2021	259
June 2021	289

Transactions

Previous Bill	189.00
Payment 05/20/22	-189.00 CR
<b>Balance Forward</b>	0.00
Current Transactions	
Reclaimed	
Reclaimed	397 Thousand Gals X \$0.70 277.90
<b>Total Current Transactions</b>	277.90
<b>TOTAL BALANCE DUE</b>	<b>\$277.90</b>

Annual Water Quality Report: The 2021 Consumer Confidence Report is currently available online at [bit.ly/PascoRegional2021](http://bit.ly/PascoRegional2021). To request a paper copy, please call (813) 929-2733.

Please return this portion with payment

TO PAY ONLINE, VISIT [pascoeasy pay.pascocountyfl.net](http://pascoeasy pay.pascocountyfl.net)

Check this box if entering change of mailing address on back.

Account #	0966695
Customer #	01341603
Balance Forward	0.00
Current Transactions	277.90

<b>Total Balance Due</b>	<b>\$277.90</b>
<b>Due Date</b>	<b>6/20/2022</b>

10% late fee will be applied if paid after due date

**The Total Due will be electronically transferred on 06/20/2022.**



ASTURIA CDD  
 210 N UNIVERSITY DR Ste702  
 CORAL SPRINGS FL 33071

PASCO COUNTY  
 UTILITIES SERVICES BRANCH  
 CUSTOMER INFORMATION & SERVICE DEPT.  
 P.O. BOX 2139  
 NEW PORT RICHEY, FL 34656-2139



UTILITIES SERVICES BRANCH  
 CUSTOMER INFORMATION &  
 SERVICE DEPT.  
 P.O. BOX 2139  
 NEW PORT RICHEY, FL 34656-2139

LAND O' LAKES (813) 235-6012  
 NEW PORT RICHEY (727) 847-8131  
 DADE CITY (352) 521-4285

[utilcustserv@pascocountyfl.net](mailto:utilcustserv@pascocountyfl.net)  
 Pay By Phone: 1-855-786-5344



ASTURIA CDD

Service Address: **14450 PROMENADE PARKWAY**

Bill Number: 16674773

Billing Date: 6/2/2022

Billing Period: 4/19/2022 to 5/19/2022

Account #	Customer #
0953310	01341603
<b>Please use the 15-digit number below when making a payment through your bank</b>	
095331001341603	

**New Water, Sewer, Reclaim rates, fees and charges took effect Oct. 1, 2021.**  
 Please visit [bit.ly/pcurates](http://bit.ly/pcurates) for additional details.

Service	Meter #	Previous		Current		# of Days	Consumption in thousands
		Date	Read	Date	Read		
Reclaim	13548633	4/19/2022	35006	5/19/2022	35391	30	385

Usage History

Water

May 2022	385
April 2022	256
March 2022	498
February 2022	402
January 2022	451
December 2021	449
November 2021	414
October 2021	178
September 2021	63
August 2021	350
July 2021	292
June 2021	475

Transactions

Previous Bill	179.20
Payment 05/20/22	-179.20 CR
<b>Balance Forward</b>	0.00
Current Transactions	
Reclaimed	
Reclaimed	385 Thousand Gals X \$0.70 269.50
<b>Total Current Transactions</b>	269.50
<b>TOTAL BALANCE DUE</b>	<b>\$269.50</b>

Annual Water Quality Report: The 2021 Consumer Confidence Report is currently available online at [bit.ly/PascoRegional2021](http://bit.ly/PascoRegional2021). To request a paper copy, please call (813) 929-2733.



Please return this portion with payment

TO PAY ONLINE, VISIT [pascoeasy pay.pascocountyfl.net](http://pascoeasy pay.pascocountyfl.net)

Check this box if entering change of mailing address on back.

Account #	0953310
Customer #	01341603
Balance Forward	0.00
Current Transactions	269.50

<b>Total Balance Due</b>	<b>\$269.50</b>
<b>Due Date</b>	<b>6/20/2022</b>

10% late fee will be applied if paid after due date

**The Total Due will be electronically transferred on 06/20/2022.**

ASTURIA CDD  
 210 N UNIVERSITY DR Ste702  
 CORAL SPRINGS FL 33071

PASCO COUNTY  
 UTILITIES SERVICES BRANCH  
 CUSTOMER INFORMATION & SERVICE DEPT.  
 P.O. BOX 2139  
 NEW PORT RICHEY, FL 34656-2139



UTILITIES SERVICES BRANCH  
 CUSTOMER INFORMATION &  
 SERVICE DEPT.  
 P.O. BOX 2139  
 NEW PORT RICHEY, FL 34656-2139

LAND O' LAKES (813) 235-6012  
 NEW PORT RICHEY (727) 847-8131  
 DADE CITY (352) 521-4285  
[utilcustserv@pascocountyfl.net](mailto:utilcustserv@pascocountyfl.net)  
 Pay By Phone: 1-855-786-5344



ASTURIA COMMUNITY DEVELOPMENT

Service Address: **14502 PROMENADE PARKWAY**

Bill Number: 16674928

Billing Date: 6/2/2022

Billing Period: 4/19/2022 to 5/19/2022

Account #	Customer #
0956655	01353074
<b>Please use the 15-digit number below when making a payment through your bank</b>	
095665501353074	

**New Water, Sewer, Reclaim rates, fees and charges took effect Oct. 1, 2021.**  
 Please visit [bit.ly/pcurates](http://bit.ly/pcurates) for additional details.

Service	Meter #	Previous		Current		# of Days	Consumption in thousands
		Date	Read	Date	Read		
Water	13595259	4/19/2022	166	5/19/2022	168	30	2

Usage History

Month	Usage
May 2022	2
April 2022	3
March 2022	2
February 2022	1
January 2022	4
December 2021	2
November 2021	9
October 2021	2
September 2021	2
August 2021	2
July 2021	10
June 2021	6

Transactions

Previous Bill	65.02
Payment 05/20/22	-65.02 CR
<b>Balance Forward</b>	0.00
Current Transactions	
Water	
Water Base Charge	58.99
Water Tier 1	2.0 Thousand Gals X \$2.01 4.02
<b>Total Current Transactions</b>	63.01
<b>TOTAL BALANCE DUE</b>	<b>\$63.01</b>

Annual Water Quality Report: The 2021 Consumer Confidence Report is currently available online at [bit.ly/PascoRegional2021](http://bit.ly/PascoRegional2021). To request a paper copy, please call (813) 929-2733.

Please return this portion with payment

TO PAY ONLINE, VISIT [pascoeasy pay.pascocountyfl.net](http://pascoeasy pay.pascocountyfl.net)



Check this box if entering change of mailing address on back.

Account #	0956655
Customer #	01353074
Balance Forward	0.00
Current Transactions	63.01

<b>Total Balance Due</b>	<b>\$63.01</b>
<b>Due Date</b>	<b>6/20/2022</b>

10% late fee will be applied if paid after due date

**The Total Due will be electronically transferred on 06/20/2022.**

ASTURIA COMMUNITY DEVELOPMENT  
 210 N UNIVERSITY DR Ste702  
 CORAL SPRINGS FL 33071

PASCO COUNTY  
 UTILITIES SERVICES BRANCH  
 CUSTOMER INFORMATION & SERVICE DEPT.  
 P.O. BOX 2139  
 NEW PORT RICHEY, FL 34656-2139



UTILITIES SERVICES BRANCH  
 CUSTOMER INFORMATION &  
 SERVICE DEPT.  
 P.O. BOX 2139  
 NEW PORT RICHEY, FL 34656-2139

LAND O' LAKES (813) 235-6012  
 NEW PORT RICHEY (727) 847-8131  
 DADE CITY (352) 521-4285  
[utilcustserv@pascocountyfl.net](mailto:utilcustserv@pascocountyfl.net)  
 Pay By Phone: 1-855-786-5344



79 0 1  
 42-52579

ASTURIA COMMUNITY DEVELOPMENT

Service Address: **14575 PROMENADE PARKWAY**  
 Bill Number: 16674927  
 Billing Date: 6/2/2022  
 Billing Period: 4/19/2022 to 5/19/2022

Account #	Customer #
0956650	01353074
Please use the 15-digit number below when making a payment through your bank	
095665001353074	

**New Water, Sewer, Reclaim rates, fees and charges took effect Oct. 1, 2021.**  
 Please visit [bit.ly/pcurates](http://bit.ly/pcurates) for additional details.

Service	Meter #	Previous		Current		# of Days	Consumption in thousands
		Date	Read	Date	Read		
Water	13595266	4/19/2022	22361	5/19/2022	22505	30	144

Usage History

	Water
May 2022	144
April 2022	92
March 2022	137
February 2022	131
January 2022	167
December 2021	163
November 2021	289
October 2021	234
September 2021	167
August 2021	193
July 2021	264
June 2021	387

Transactions

Previous Bill	1,061.70
Payment 05/20/22	-1,061.70 CR
<b>Balance Forward</b>	0.00
Current Transactions	
Water	
Water Base Charge	58.99
Water Tier 1	40.0 Thousand Gals X \$2.01 80.40
Water Tier 2	40.0 Thousand Gals X \$3.19 127.60
Water Tier 3	40.0 Thousand Gals X \$6.39 255.60
Water Tier 4	24.0 Thousand Gals X \$8.63 207.12
Sewer	
Sewer Base Charge	142.11
Sewer Charges	144.0 Thousand Gals X \$6.26 901.44
<b>Total Current Transactions</b>	1,773.26
<b>TOTAL BALANCE DUE</b>	<b>\$1,773.26</b>

Annual Water Quality Report: The 2021 Consumer Confidence Report is currently available online at [bit.ly/PascoRegional2021](http://bit.ly/PascoRegional2021). To request a paper copy, please call (813) 929-2733.



Please return this portion with payment

TO PAY ONLINE, VISIT [pascoeasy pay.pascocountyfl.net](http://pascoeasy pay.pascocountyfl.net)

Check this box if entering change of mailing address on back.

Account #	0956650
Customer #	01353074
Balance Forward	0.00
Current Transactions	1,773.26

<b>Total Balance Due</b>	<b>\$1,773.26</b>
<b>Due Date</b>	<b>6/20/2022</b>

10% late fee will be applied if paid after due date

**The Total Due will be electronically transferred on 06/20/2022.**

ASTURIA COMMUNITY DEVELOPMENT  
 210 N UNIVERSITY DR Ste702  
 CORAL SPRINGS FL 33071

PASCO COUNTY  
 UTILITIES SERVICES BRANCH  
 CUSTOMER INFORMATION & SERVICE DEPT.  
 P.O. BOX 2139  
 NEW PORT RICHEY, FL 34656-2139



UTILITIES SERVICES BRANCH  
 CUSTOMER INFORMATION &  
 SERVICE DEPT.  
 P.O. BOX 2139  
 NEW PORT RICHEY, FL 34656-2139

LAND O' LAKES (813) 235-6012  
 NEW PORT RICHEY (727) 847-8131  
 DADE CITY (352) 521-4285  
[utilcustserv@pascocountyfl.net](mailto:utilcustserv@pascocountyfl.net)  
 Pay By Phone: 1-855-786-5344



78 0 1  
 42-52579

ASTURIA COMMUNITY DEVELOPMENT

Service Address: **14577 PROMENADE PARKWAY**  
 Bill Number: 16674924  
 Billing Date: 6/2/2022  
 Billing Period: 4/19/2022 to 5/19/2022

Account #	Customer #
0956645	01353074
Please use the 15-digit number below when making a payment through your bank	
095664501353074	

**New Water, Sewer, Reclaim rates, fees and charges took effect Oct. 1, 2021.**  
 Please visit [bit.ly/pcurates](http://bit.ly/pcurates) for additional details.

Service	Meter #	Previous		Current		# of Days	Consumption in thousands
		Date	Read	Date	Read		
Reclaim	15057044	4/19/2022	4875	5/19/2022	4942	30	67

Usage History

Water

May 2022	67
April 2022	47
March 2022	76
February 2022	83
January 2022	92
December 2021	93
November 2021	92
October 2021	32
September 2021	15
August 2021	68
July 2021	34
June 2021	70

Transactions

Previous Bill	32.90
Payment 05/20/22	-32.90 CR
<b>Balance Forward</b>	0.00
Current Transactions	
Reclaimed	
Reclaimed	67 Thousand Gals X \$0.70 46.90
<b>Total Current Transactions</b>	46.90
<b>TOTAL BALANCE DUE</b>	<b>\$46.90</b>

Annual Water Quality Report: The 2021 Consumer Confidence Report is currently available online at [bit.ly/PascoRegional2021](http://bit.ly/PascoRegional2021). To request a paper copy, please call (813) 929-2733.



Please return this portion with payment

TO PAY ONLINE, VISIT [pascoeasy pay.pascocountyfl.net](http://pascoeasy pay.pascocountyfl.net)

Check this box if entering change of mailing address on back.

Account #	0956645
Customer #	01353074
Balance Forward	0.00
Current Transactions	46.90

<b>Total Balance Due</b>	<b>\$46.90</b>
<b>Due Date</b>	<b>6/20/2022</b>

10% late fee will be applied if paid after due date

**The Total Due will be electronically transferred on 06/20/2022.**

ASTURIA COMMUNITY DEVELOPMENT  
 210 N UNIVERSITY DR Ste702  
 CORAL SPRINGS FL 33071

PASCO COUNTY  
 UTILITIES SERVICES BRANCH  
 CUSTOMER INFORMATION & SERVICE DEPT.  
 P.O. BOX 2139  
 NEW PORT RICHEY, FL 34656-2139



UTILITIES SERVICES BRANCH  
 CUSTOMER INFORMATION &  
 SERVICE DEPT.  
 P.O. BOX 2139  
 NEW PORT RICHEY, FL 34656-2139

LAND O' LAKES (813) 235-6012  
 NEW PORT RICHEY (727) 847-8131  
 DADE CITY (352) 521-4285

[utilcustserv@pascocountyfl.net](mailto:utilcustserv@pascocountyfl.net)  
 Pay By Phone: 1-855-786-5344



ASTURIA CDD

Service Address: **14915 AVILES PARKWAY**

Bill Number: 16674771

Billing Date: 6/2/2022

Billing Period: 4/19/2022 to 5/19/2022

Account #	Customer #
0953300	01341603
Please use the 15-digit number below when making a payment through your bank	
095330001341603	

**New Water, Sewer, Reclaim rates, fees and charges took effect Oct. 1, 2021.**  
 Please visit [bit.ly/pcurates](http://bit.ly/pcurates) for additional details.

Service	Meter #	Previous		Current		# of Days	Consumption in thousands
		Date	Read	Date	Read		
Reclaim	15450198	4/19/2022	17779	5/19/2022	18076	30	297

Usage History

Water

May 2022	297
April 2022	304
March 2022	301
February 2022	284
January 2022	303
December 2021	321
November 2021	329
October 2021	315
September 2021	334
August 2021	302
July 2021	353
June 2021	274

Transactions

Previous Bill	121.80
Payment 05/20/22	-121.80 CR
<b>Balance Forward</b>	0.00
Current Transactions	
Reclaimed	
Reclaimed	297 Thousand Gals X \$0.70 207.90
<b>Total Current Transactions</b>	207.90
<b>TOTAL BALANCE DUE</b>	<b>\$207.90</b>

Annual Water Quality Report: The 2021 Consumer Confidence Report is currently available online at [bit.ly/PascoRegional2021](http://bit.ly/PascoRegional2021). To request a paper copy, please call (813) 929-2733.

Please return this portion with payment

TO PAY ONLINE, VISIT [pascoeasy pay.pascocountyfl.net](http://pascoeasy pay.pascocountyfl.net)

Check this box if entering change of mailing address on back.

Account #	0953300
Customer #	01341603
Balance Forward	0.00
Current Transactions	207.90

<b>Total Balance Due</b>	<b>\$207.90</b>
<b>Due Date</b>	<b>6/20/2022</b>

10% late fee will be applied if paid after due date

**The Total Due will be electronically transferred on 06/20/2022.**



ASTURIA CDD  
 210 N UNIVERSITY DR Ste702  
 CORAL SPRINGS FL 33071

PASCO COUNTY  
 UTILITIES SERVICES BRANCH  
 CUSTOMER INFORMATION & SERVICE DEPT.  
 P.O. BOX 2139  
 NEW PORT RICHEY, FL 34656-2139





UTILITIES SERVICES BRANCH  
 CUSTOMER INFORMATION &  
 SERVICE DEPT.  
 P.O. BOX 2139  
 NEW PORT RICHEY, FL 34656-2139

LAND O' LAKES (813) 235-6012  
 NEW PORT RICHEY (727) 847-8131  
 DADE CITY (352) 521-4285  
[utilcustserv@pascocountyfl.net](mailto:utilcustserv@pascocountyfl.net)  
 Pay By Phone: 1-855-786-5344



77 0 1  
 42-52579

ASTURIA COMMUNITY DEVELOPMENT  
 Service Address: **15121 AVILES PARKWAY**  
 Bill Number: 16675541  
 Billing Date: 6/2/2022  
 Billing Period: 4/19/2022 to 5/19/2022

Account #	Customer #
0989025	01353074
<b>Please use the 15-digit number below when making a payment through your bank</b>	
098902501353074	

**New Water, Sewer, Reclaim rates, fees and charges took effect Oct. 1, 2021.**  
 Please visit [bit.ly/pcurates](http://bit.ly/pcurates) for additional details.

Service	Meter #	Previous		Current		# of Days	Consumption In thousands
		Date	Read	Date	Read		
Reclaim	17705149	4/19/2022	774	5/19/2022	782	30	8

Usage History

Water

May 2022	8
April 2022	5
March 2022	15
February 2022	12
January 2022	11
December 2021	33
November 2021	33
October 2021	17
September 2021	16
August 2021	13
July 2021	14
June 2021	16

Transactions

Previous Bill	3.50
Payment 05/20/22	-3.50 CR
<b>Balance Forward</b>	0.00
Current Transactions	
Reclaimed	
Reclaimed	8 Thousand Gals X \$0.70 5.60
<b>Total Current Transactions</b>	5.60
<b>TOTAL BALANCE DUE</b>	<b>\$5.60</b>

Annual Water Quality Report: The 2021 Consumer Confidence Report is currently available online at [bit.ly/PascoRegional2021](http://bit.ly/PascoRegional2021). To request a paper copy, please call (813) 929-2733.



Please return this portion with payment

TO PAY ONLINE, VISIT [pascoeasypay.pascocountyfl.net](http://pascoeasypay.pascocountyfl.net)

Check this box if entering change of mailing address on back.

Account # 0989025  
 Customer # 01353074  
 Balance Forward 0.00  
 Current Transactions 5.60

<b>Total Balance Due</b>	<b>\$5.60</b>
<b>Due Date</b>	<b>6/20/2022</b>

10% late fee will be applied if paid after due date

**The Total Due will be electronically transferred on 06/20/2022.**

ASTURIA COMMUNITY DEVELOPMENT  
 210 N UNIVERSITY DR Ste702  
 CORAL SPRINGS FL 33071

PASCO COUNTY  
 UTILITIES SERVICES BRANCH  
 CUSTOMER INFORMATION & SERVICE DEPT.  
 P.O. BOX 2139  
 NEW PORT RICHEY, FL 34656-2139



UTILITIES SERVICES BRANCH  
 CUSTOMER INFORMATION &  
 SERVICE DEPT.  
 P.O. BOX 2139  
 NEW PORT RICHEY, FL 34656-2139

LAND O' LAKES (813) 235-6012  
 NEW PORT RICHEY (727) 847-8131  
 DADE CITY (352) 521-4285

[utilcustserv@pascocountyfl.net](mailto:utilcustserv@pascocountyfl.net)  
 Pay By Phone: 1-855-786-5344



ASTURIA COMMUNITY DEVELOPMENT  
 Service Address: **15301 AVILES PARKWAY**  
 Bill Number: 16675540  
 Billing Date: 6/2/2022  
 Billing Period: 4/19/2022 to 5/19/2022

Account #	Customer #
0989020	01353074
<b>Please use the 15-digit number below when making a payment through your bank</b>	
098902001353074	

**New Water, Sewer, Reclaim rates, fees and charges took effect Oct. 1, 2021.**  
 Please visit [bit.ly/pcurates](http://bit.ly/pcurates) for additional details.

Service	Meter #	Previous		Current		# of Days	Consumption in thousands
		Date	Read	Date	Read		
Reclaim	17705151	4/19/2022	505	5/19/2022	505	30	0

Usage History

Water	
May 2022	0
April 2022	0
March 2022	0
February 2022	0
January 2022	0
December 2021	0
November 2021	0
October 2021	0
September 2021	0
August 2021	0
July 2021	0
June 2021	2

Transactions

Previous Bill	-66.34 CR
<b>Balance Forward</b>	<b>-66.34 CR</b>
<b>TOTAL BALANCE DUE</b>	<b>-\$66.34 CR</b>

Annual Water Quality Report: The 2021 Consumer Confidence Report is currently available online at [bit.ly/PascoRegional2021](http://bit.ly/PascoRegional2021). To request a paper copy, please call (813) 929-2733.



Please return this portion with payment

TO PAY ONLINE, VISIT [pascoeasy pay.pasco countyfl.net](http://pascoeasy pay.pasco countyfl.net)

Check this box if entering change of mailing address on back.

Account #	0989020
Customer #	01353074
Balance Forward	-66.34 CR
Current Transactions	-66.34 CR
<b>Total Balance Due</b>	<b>-\$66.34 CR</b>

ASTURIA COMMUNITY DEVELOPMENT  
 210 N UNIVERSITY DR Ste702  
 CORAL SPRINGS FL 33071

**CREDIT - DO NOT PAY**

PASCO COUNTY  
 UTILITIES SERVICES BRANCH  
 CUSTOMER INFORMATION & SERVICE DEPT.  
 P.O. BOX 2139  
 NEW PORT RICHEY, FL 34656-2139



UTILITIES SERVICES BRANCH  
 CUSTOMER INFORMATION &  
 SERVICE DEPT.  
 P.O. BOX 2139  
 NEW PORT RICHEY, FL 34656-2139

LAND O' LAKES (813) 235-6012  
 NEW PORT RICHEY (727) 847-8131  
 DADE CITY (352) 521-4285



75 0 1  
 42-52579

[utilcustserv@pascocountyfl.net](mailto:utilcustserv@pascocountyfl.net)  
 Pay By Phone: 1-855-786-5344

ASTURIA COMMUNITY DEVELOPMENT

Service Address: **15381 AVILES PARKWAY**  
 Bill Number: 16675539  
 Billing Date: 6/2/2022  
 Billing Period: 4/19/2022 to 5/19/2022

Account #	Customer #
0989015	01353074
Please use the 15-digit number below when making a payment through your bank	
098901501353074	

**New Water, Sewer, Reclaim rates, fees and charges took effect Oct. 1, 2021.**  
 Please visit [bit.ly/pcurates](http://bit.ly/pcurates) for additional details.

Service	Meter #	Previous		Current		# of Days	Consumption in thousands
		Date	Read	Date	Read		
Reclaim	17705152	4/19/2022	1137	5/19/2022	1157	30	20

Usage History

Water

May 2022	20
April 2022	18
March 2022	14
February 2022	14
January 2022	13
December 2021	45
November 2021	26
October 2021	47
September 2021	59
August 2021	52
July 2021	47
June 2021	51

Transactions

Previous Bill	12.60
Payment 05/20/22	-12.60 CR
<b>Balance Forward</b>	0.00
Current Transactions	
Reclaimed	
Reclaimed	20 Thousand Gals X \$0.70 14.00
<b>Total Current Transactions</b>	14.00
<b>TOTAL BALANCE DUE</b>	<b>\$14.00</b>

Annual Water Quality Report: The 2021 Consumer Confidence Report is currently available online at [bit.ly/PascoRegional2021](http://bit.ly/PascoRegional2021). To request a paper copy, please call (813) 929-2733.

Please return this portion with payment



TO PAY ONLINE, VISIT [pascoeasy pay.pascocountyfl.net](http://pascoeasy pay.pascocountyfl.net)

Check this box if entering change of mailing address on back.

Account #	0989015
Customer #	01353074
Balance Forward	0.00
Current Transactions	14.00

<b>Total Balance Due</b>	<b>\$14.00</b>
<b>Due Date</b>	<b>6/20/2022</b>

10% late fee will be applied if paid after due date

**The Total Due will be electronically transferred on 06/20/2022.**

ASTURIA COMMUNITY DEVELOPMENT  
 210 N UNIVERSITY DR Ste702  
 CORAL SPRINGS FL 33071

PASCO COUNTY  
 UTILITIES SERVICES BRANCH  
 CUSTOMER INFORMATION & SERVICE DEPT.  
 P.O. BOX 2139  
 NEW PORT RICHEY, FL 34656-2139



UTILITIES SERVICES BRANCH  
 CUSTOMER INFORMATION &  
 SERVICE DEPT.  
 P.O. BOX 2139  
 NEW PORT RICHEY, FL 34656-2139

LAND O' LAKES (813) 235-6012  
 NEW PORT RICHEY (727) 847-8131  
 DADE CITY (352) 521-4285  
[utilcustserv@pascocountyfl.net](mailto:utilcustserv@pascocountyfl.net)  
 Pay By Phone: 1-855-786-5344



72 0 1  
 42-52579

ASTURIA CDD

Service Address: **15233 RENAISSANCE AVENUE**

Bill Number: 16676428

Billing Date: 6/2/2022

Billing Period: 4/19/2022 to 5/19/2022

Account #	Customer #
1031105	01341603
Please use the 15-digit number below when making a payment through your bank	
103110501341603	

**New Water, Sewer, Reclaim rates, fees and charges took effect Oct. 1, 2021.**  
 Please visit [bit.ly/pcurates](http://bit.ly/pcurates) for additional details.

Service	Meter #	Previous		Current		# of Days	Consumption in thousands
		Date	Read	Date	Read		
Reclaim	190101977	4/19/2022	806	5/19/2022	837	30	31

Usage History

Water

May 2022	31
April 2022	34
March 2022	31
February 2022	36
January 2022	29
December 2021	7
November 2021	0
October 2021	0
September 2021	0
August 2021	33
July 2021	40
June 2021	14

Transactions

Previous Bill	23.80
Payment 05/20/22	-23.80 CR
<b>Balance Forward</b>	0.00
Current Transactions	
Reclaimed	
Reclaimed	31 Thousand Gals X \$0.70 21.70
<b>Total Current Transactions</b>	21.70
<b>TOTAL BALANCE DUE</b>	<b>\$21.70</b>

Annual Water Quality Report: The 2021 Consumer Confidence Report is currently available online at [bit.ly/PascoRegional2021](http://bit.ly/PascoRegional2021). To request a paper copy, please call (813) 929-2733.

Please return this portion with payment



TO PAY ONLINE, VISIT [pascoeasympay.pascocountyfl.net](http://pascoeasympay.pascocountyfl.net)

Check this box if entering change of mailing address on back.

Account #	1031105
Customer #	01341603
Balance Forward	0.00
Current Transactions	21.70

<b>Total Balance Due</b>	<b>\$21.70</b>
<b>Due Date</b>	<b>6/20/2022</b>

10% late fee will be applied if paid after due date

**The Total Due will be electronically transferred on 06/20/2022.**

ASTURIA CDD  
 210 N UNIVERSITY DR Ste702  
 CORAL SPRINGS FL 33071

PASCO COUNTY  
 UTILITIES SERVICES BRANCH  
 CUSTOMER INFORMATION & SERVICE DEPT.  
 P.O. BOX 2139  
 NEW PORT RICHEY, FL 34656-2139



UTILITIES SERVICES BRANCH  
 CUSTOMER INFORMATION &  
 SERVICE DEPT.  
 P.O. BOX 2139  
 NEW PORT RICHEY, FL 34656-2139

LAND O' LAKES (813) 235-6012  
 NEW PORT RICHEY (727) 847-8131  
 DADE CITY (352) 521-4285  
[utilcustserv@pascocountyfl.net](mailto:utilcustserv@pascocountyfl.net)  
 Pay By Phone: 1-855-786-5344



65 0 1  
 42-52579

ASTURIA CDD

Service Address: **14859 CARAVAN AVENUE**  
 Bill Number: 16674772  
 Billing Date: 6/2/2022  
 Billing Period: 4/19/2022 to 5/19/2022

Account #	Customer #
0953305	01341603
<b>Please use the 15-digit number below when making a payment through your bank</b>	
095330501341603	

**New Water, Sewer, Reclaim rates, fees and charges took effect Oct. 1, 2021.**  
 Please visit [bit.ly/pcurates](http://bit.ly/pcurates) for additional details.

Service	Meter #	Previous		Current		# of Days	Consumption in thousands
		Date	Read	Date	Read		
Reclaim	15450201	4/19/2022	10228	5/19/2022	10274	30	46

Usage History

Water

May 2022	46
April 2022	24
March 2022	38
February 2022	37
January 2022	54
December 2021	54
November 2021	59
October 2021	26
September 2021	12
August 2021	36
July 2021	54
June 2021	56

Transactions

Previous Bill	16.80
Payment 05/20/22	-16.80 CR
<b>Balance Forward</b>	0.00
Current Transactions	
Reclaimed	
Reclaimed	46 Thousand Gals X \$0.70 32.20
<b>Total Current Transactions</b>	32.20
<b>TOTAL BALANCE DUE</b>	<b>\$32.20</b>

Annual Water Quality Report: The 2021 Consumer Confidence Report is currently available online at [bit.ly/PascoRegional2021](http://bit.ly/PascoRegional2021). To request a paper copy, please call (813) 929-2733.

Please return this portion with payment



TO PAY ONLINE, VISIT [pascoeasy pay.pascocountyfl.net](http://pascoeasy pay.pascocountyfl.net)

Check this box if entering change of mailing address on back.

Account #	0953305
Customer #	01341603
Balance Forward	0.00
Current Transactions	32.20

<b>Total Balance Due</b>	<b>\$32.20</b>
<b>Due Date</b>	<b>6/20/2022</b>

10% late fee will be applied if paid after due date

**The Total Due will be electronically transferred on 06/20/2022.**

ASTURIA CDD  
 210 N UNIVERSITY DR Ste702  
 CORAL SPRINGS FL 33071

PASCO COUNTY  
 UTILITIES SERVICES BRANCH  
 CUSTOMER INFORMATION & SERVICE DEPT.  
 P.O. BOX 2139  
 NEW PORT RICHEY, FL 34656-2139



UTILITIES SERVICES BRANCH  
 CUSTOMER INFORMATION &  
 SERVICE DEPT.,  
 P.O. BOX 2139  
 NEW PORT RICHEY, FL 34656-2139

LAND O' LAKES  
 NEW PORT RICHEY  
 DADE CITY

(813) 235-6012  
 (727) 847-8131  
 (352) 521-4285



74 0 1  
 42-52579

[utilcustserv@pascocountyfl.net](mailto:utilcustserv@pascocountyfl.net)  
 Pay By Phone: 1-855-786-5344

ASTURIA CDD

Service Address: **15050 CARAVAN AVENUE**

Bill Number: 16676432

Billing Date: 6/2/2022

Billing Period: 4/19/2022 to 5/19/2022

Account #	Customer #
1031120	01341603
Please use the 15-digit number below when making a payment through your bank	
103112001341603	

**New Water, Sewer, Reclaim rates, fees and charges took effect Oct. 1, 2021.**  
 Please visit [bit.ly/pcurates](http://bit.ly/pcurates) for additional details.

Service	Meter #	Previous		Current		# of Days	Consumption in thousands
		Date	Read	Date	Read		
Reclaim	190101972	4/19/2022	3693	5/19/2022	3811	30	118

Usage History

Water

May 2022	118
April 2022	145
March 2022	88
February 2022	0
January 2022	0
December 2021	128
November 2021	163
October 2021	177
September 2021	162
August 2021	122
July 2021	104
June 2021	232

Transactions

Previous Bill	101.50
Payment 05/20/22	-101.50 CR
<b>Balance Forward</b>	0.00
Current Transactions	
Reclaimed	
Reclaimed	118 Thousand Gals X \$0.70 82.60
<b>Total Current Transactions</b>	82.60
<b>TOTAL BALANCE DUE</b>	<b>\$82.60</b>

Annual Water Quality Report: The 2021 Consumer Confidence Report is currently available online at [bit.ly/PascoRegional2021](http://bit.ly/PascoRegional2021). To request a paper copy, please call (813) 929-2733.



Please return this portion with payment

TO PAY ONLINE, VISIT [pascoeasyway.pascocountyfl.net](http://pascoeasyway.pascocountyfl.net)

Check this box if entering change of mailing address on back.

Account #	1031120
Customer #	01341603
Balance Forward	0.00
Current Transactions	82.60

<b>Total Balance Due</b>	<b>\$82.60</b>
<b>Due Date</b>	<b>6/20/2022</b>

10% late fee will be applied if paid after due date

**The Total Due will be electronically transferred on 06/20/2022.**

ASTURIA CDD  
 210 N UNIVERSITY DR Ste702  
 CORAL SPRINGS FL 33071

PASCO COUNTY  
 UTILITIES SERVICES BRANCH  
 CUSTOMER INFORMATION & SERVICE DEPT.,  
 P.O. BOX 2139  
 NEW PORT RICHEY, FL 34656-2139



UTILITIES SERVICES BRANCH  
 CUSTOMER INFORMATION &  
 SERVICE DEPT.  
 P.O. BOX 2139  
 NEW PORT RICHEY, FL 34656-2139

LAND O' LAKES (813) 235-6012  
 NEW PORT RICHEY (727) 847-8131  
 DADE CITY (352) 521-4285

[utilcustserv@pascocountyfl.net](mailto:utilcustserv@pascocountyfl.net)  
 Pay By Phone: 1-855-786-5344



ASTURIA CDD

Service Address: **15246 CARAVAN AVENUE**

Bill Number: 16676430

Billing Date: 6/2/2022

Billing Period: 4/19/2022 to 5/19/2022

Account #	Customer #
1031115	01341603
<b>Please use the 15-digit number below when making a payment through your bank</b>	
103111501341603	

**New Water, Sewer, Reclaim rates, fees and charges took effect Oct. 1, 2021.**  
 Please visit [bit.ly/pcurates](http://bit.ly/pcurates) for additional details.

Service	Meter #	Previous		Current		# of Days	Consumption in thousands
		Date	Read	Date	Read		
Reclaim	190101974	4/19/2022	2728	5/19/2022	2820	30	92

Usage History

Water

May 2022	92
April 2022	91
March 2022	89
February 2022	137
January 2022	131
December 2021	130
November 2021	124
October 2021	136
September 2021	155
August 2021	139
July 2021	134
June 2021	161

Transactions

Previous Bill	63.70
Payment 05/20/22	-63.70 CR
<b>Balance Forward</b>	0.00
Current Transactions	
Reclaimed	
Reclaimed	92 Thousand Gals X \$0.70 64.40
<b>Total Current Transactions</b>	64.40
<b>TOTAL BALANCE DUE</b>	<b>\$64.40</b>

Annual Water Quality Report: The 2021 Consumer Confidence Report is currently available online at [bit.ly/PascoRegional2021](http://bit.ly/PascoRegional2021). To request a paper copy, please call (813) 929-2733.

Please return this portion with payment

TO PAY ONLINE, VISIT [pascoeasypay.pascocountyfl.net](http://pascoeasypay.pascocountyfl.net)

Check this box if entering change of mailing address on back.

Account #	1031115
Customer #	01341603
Balance Forward	0.00
Current Transactions	64.40

<b>Total Balance Due</b>	<b>\$64.40</b>
<b>Due Date</b>	<b>6/20/2022</b>

10% late fee will be applied if paid after due date

**The Total Due will be electronically transferred on 06/20/2022.**



ASTURIA CDD  
 210 N UNIVERSITY DR Ste702  
 CORAL SPRINGS FL 33071

PASCO COUNTY  
 UTILITIES SERVICES BRANCH  
 CUSTOMER INFORMATION & SERVICE DEPT.  
 P.O. BOX 2139  
 NEW PORT RICHEY, FL 34656-2139



UTILITIES SERVICES BRANCH  
 CUSTOMER INFORMATION &  
 SERVICE DEPT.  
 P.O. BOX 2139  
 NEW PORT RICHEY, FL 34656-2139

LAND O' LAKES (813) 235-6012  
 NEW PORT RICHEY (727) 847-8131  
 DADE CITY (352) 521-4285

[utilcustserv@pascocountyfl.net](mailto:utilcustserv@pascocountyfl.net)  
 Pay By Phone: 1-855-786-5344



ASTURIA CDD

Service Address: **2830 LONG BOW WAY**

Bill Number: 16674776

Billing Date: 6/2/2022

Billing Period: 4/19/2022 to 5/19/2022

Account #	Customer #
0953325	01341603
<b>Please use the 15-digit number below when making a payment through your bank</b>	
095332501341603	

**New Water, Sewer, Reclaim rates, fees and charges took effect Oct. 1, 2021.**  
 Please visit [bit.ly/pcurates](http://bit.ly/pcurates) for additional details.

Service	Meter #	Previous		Current		# of Days	Consumption in thousands
		Date	Read	Date	Read		
Reclaim	15084620	4/19/2022	7519	5/19/2022	7679	30	160

Usage History

Water

May 2022	160
April 2022	195
March 2022	168
February 2022	169
January 2022	176
December 2021	179
November 2021	153
October 2021	179
September 2021	161
August 2021	103
July 2021	140
June 2021	278

Transactions

Previous Bill	136.50
Payment 05/20/22	-136.50 CR
<b>Balance Forward</b>	0.00
Current Transactions	
Reclaimed	
Reclaimed	160 Thousand Gals X \$0.70 112.00
<b>Total Current Transactions</b>	112.00
<b>TOTAL BALANCE DUE</b>	<b>\$112.00</b>

Annual Water Quality Report: The 2021 Consumer Confidence Report is currently available online at [bit.ly/PascoRegional2021](http://bit.ly/PascoRegional2021). To request a paper copy, please call (813) 929-2733.

Please return this portion with payment

TO PAY ONLINE, VISIT [pascoeasyway.pascocountyfl.net](http://pascoeasyway.pascocountyfl.net)

Check this box if entering change of mailing address on back.

Account #	0953325
Customer #	01341603
Balance Forward	0.00
Current Transactions	112.00

**Total Balance Due \$112.00**  
**Due Date 6/20/2022**

10% late fee will be applied if paid after due date

**The Total Due will be electronically transferred on 06/20/2022.**



ASTURIA CDD  
 210 N UNIVERSITY DR Ste702  
 CORAL SPRINGS FL 33071

PASCO COUNTY  
 UTILITIES SERVICES BRANCH  
 CUSTOMER INFORMATION & SERVICE DEPT.  
 P.O. BOX 2139  
 NEW PORT RICHEY, FL 34656-2139





UTILITIES SERVICES BRANCH  
 CUSTOMER INFORMATION &  
 SERVICE DEPT.,  
 P.O. BOX 2139  
 NEW PORT RICHEY, FL 34656-2139

LAND O' LAKES (813) 235-6012  
 NEW PORT RICHEY (727) 847-8131  
 DADE CITY (352) 521-4285

[utilcustserv@pascocountyfl.net](mailto:utilcustserv@pascocountyfl.net)  
 Pay By Phone: 1-855-786-5344



ASTURIA CDD  
 Service Address: **2995 LONG BOW WAY**  
 Bill Number: 16674780  
 Billing Date: 6/2/2022  
 Billing Period: 4/19/2022 to 5/19/2022

Account #	Customer #
0953340	01341603
Please use the 15-digit number below when making a payment through your bank	
095334001341603	

**New Water, Sewer, Reclaim rates, fees and charges took effect Oct. 1, 2021.**  
 Please visit [bit.ly/pcurates](http://bit.ly/pcurates) for additional details.

Service	Meter #	Previous		Current		# of Days	Consumption in thousands
		Date	Read	Date	Read		
Reclaim	15450207	4/19/2022	3243	5/19/2022	3292	30	49

Usage History  
 Water

May 2022	49
April 2022	53
March 2022	51
February 2022	49
January 2022	51
December 2021	50
November 2021	52
October 2021	45
September 2021	42
August 2021	24
July 2021	22
June 2021	44

Transactions

Previous Bill	37.10
Payment 05/20/22	-37.10 CR
<b>Balance Forward</b>	0.00
Current Transactions	
Reclaimed	
Reclaimed	49 Thousand Gals X \$0.70 34.30
<b>Total Current Transactions</b>	34.30
<b>TOTAL BALANCE DUE</b>	<b>\$34.30</b>

Annual Water Quality Report: The 2021 Consumer Confidence Report is currently available online at [bit.ly/PascoRegional2021](http://bit.ly/PascoRegional2021). To request a paper copy, please call (813) 929-2733.



Please return this portion with payment

TO PAY ONLINE, VISIT [pascoeasy pay.pascocountyfl.net](http://pascoeasy pay.pascocountyfl.net)

Check this box if entering change of mailing address on back.

Account #	0953340
Customer #	01341603
Balance Forward	0.00
Current Transactions	34.30

<b>Total Balance Due</b>	<b>\$34.30</b>
<b>Due Date</b>	<b>6/20/2022</b>

10% late fee will be applied if paid after due date

**The Total Due will be electronically transferred on 06/20/2022.**

ASTURIA CDD  
 210 N UNIVERSITY DR Ste702  
 CORAL SPRINGS FL 33071

PASCO COUNTY  
 UTILITIES SERVICES BRANCH  
 CUSTOMER INFORMATION & SERVICE DEPT.  
 P.O. BOX 2139  
 NEW PORT RICHEY, FL 34656-2139



UTILITIES SERVICES BRANCH  
 CUSTOMER INFORMATION &  
 SERVICE DEPT.  
 P.O. BOX 2139  
 NEW PORT RICHEY, FL 34656-2139

LAND O' LAKES (813) 235-6012  
 NEW PORT RICHEY (727) 847-8131  
 DADE CITY (352) 521-4285  
[utilcustserv@pascocountyfl.net](mailto:utilcustserv@pascocountyfl.net)  
 Pay By Phone: 1-855-786-5344



ASTURIA CDD

Service Address: **14400 TRAILS EDGE BOULEVARD**

Bill Number: 16674779

Billing Date: 6/2/2022

Billing Period: 4/19/2022 to 5/19/2022

Account #	Customer #
0953330	01341603
<b>Please use the 15-digit number below when making a payment through your bank</b>	
095333001341603	

**New Water, Sewer, Reclaim rates, fees and charges took effect Oct. 1, 2021.  
 Please visit [bit.ly/pcurates](http://bit.ly/pcurates) for additional details.**

Service	Meter #	Previous		Current		# of Days	Consumption in thousands
		Date	Read	Date	Read		
Reclaim	15450200	4/19/2022	2804	5/19/2022	2851	30	47

Usage History

Water

May 2022	47
April 2022	49
March 2022	46
February 2022	44
January 2022	45
December 2021	44
November 2021	44
October 2021	38
September 2021	37
August 2021	20
July 2021	22
June 2021	41

Transactions

Previous Bill	34.30
Payment 05/20/22	-34.30 CR
<b>Balance Forward</b>	0.00
Current Transactions	
Reclaimed	
Reclaimed	47 Thousand Gals X \$0.70 32.90
<b>Total Current Transactions</b>	32.90
<b>TOTAL BALANCE DUE</b>	<b>\$32.90</b>

Annual Water Quality Report: The 2021 Consumer Confidence Report is currently available online at [bit.ly/PascoRegional2021](http://bit.ly/PascoRegional2021). To request a paper copy, please call (813) 929-2733.



Please return this portion with payment

TO PAY ONLINE, VISIT [pascoeasy pay.pascocountyfl.net](http://pascoeasy pay.pascocountyfl.net)

Check this box if entering change of mailing address on back.

Account #	0953330
Customer #	01341603
Balance Forward	0.00
Current Transactions	32.90

<b>Total Balance Due</b>	<b>\$32.90</b>
<b>Due Date</b>	<b>6/20/2022</b>

10% late fee will be applied if paid after due date

**The Total Due will be electronically transferred on 06/20/2022.**

ASTURIA CDD  
 210 N UNIVERSITY DR Ste702  
 CORAL SPRINGS FL 33071

PASCO COUNTY  
 UTILITIES SERVICES BRANCH  
 CUSTOMER INFORMATION & SERVICE DEPT.  
 P.O. BOX 2139  
 NEW PORT RICHEY, FL 34656-2139



UTILITIES SERVICES BRANCH  
 CUSTOMER INFORMATION &  
 SERVICE DEPT.  
 P.O. BOX 2139  
 NEW PORT RICHEY, FL 34656-2139

LAND O' LAKES (813) 235-6012  
 NEW PORT RICHEY (727) 847-8131  
 DADE CITY (352) 521-4285

[utilcustserv@pascocountyfl.net](mailto:utilcustserv@pascocountyfl.net)  
 Pay By Phone: 1-855-786-5344



ASTURIA CDD

Service Address: **14700 TRAILS EDGE BOULEVARD**

Bill Number: 16674775

Billing Date: 6/2/2022

Billing Period: 4/19/2022 to 5/19/2022

Account #	Customer #
0953320	01341603
Please use the 15-digit number below when making a payment through your bank	
095332001341603	

**New Water, Sewer, Reclaim rates, fees and charges took effect Oct. 1, 2021.**  
 Please visit [bit.ly/pcrates](http://bit.ly/pcrates) for additional details.

Service	Meter #	Previous		Current		# of Days	Consumption in thousands
		Date	Read	Date	Read		
Reclaim	12216402	4/19/2022	3285	5/19/2022	3322	30	37

Usage History

Water

May 2022	37
April 2022	44
March 2022	43
February 2022	39
January 2022	42
December 2021	37
November 2021	39
October 2021	55
September 2021	34
August 2021	30
July 2021	31
June 2021	44

Transactions

Previous Bill	30.80
Payment 05/20/22	-30.80 CR
<b>Balance Forward</b>	0.00
Current Transactions	
Reclaimed	
Reclaimed	37 Thousand Gals X \$0.70 25.90
<b>Total Current Transactions</b>	25.90
<b>TOTAL BALANCE DUE</b>	<b>\$25.90</b>

Annual Water Quality Report: The 2021 Consumer Confidence Report is currently available online at [bit.ly/PascoRegional2021](http://bit.ly/PascoRegional2021). To request a paper copy, please call (813) 929-2733.



Please return this portion with payment

TO PAY ONLINE, VISIT [pascoeasy pay.pascocountyfl.net](http://pascoeasy pay.pascocountyfl.net)

Check this box if entering change of mailing address on back.

Account #	0953320
Customer #	01341603
Balance Forward	0.00
Current Transactions	25.90

<b>Total Balance Due</b>	<b>\$25.90</b>
<b>Due Date</b>	<b>6/20/2022</b>

10% late fee will be applied if paid after due date

**The Total Due will be electronically transferred on 06/20/2022.**

ASTURIA CDD  
 210 N UNIVERSITY DR Ste702  
 CORAL SPRINGS FL 33071

PASCO COUNTY  
 UTILITIES SERVICES BRANCH  
 CUSTOMER INFORMATION & SERVICE DEPT.  
 P.O. BOX 2139  
 NEW PORT RICHEY, FL 34656-2139

# **Fifth Order of Business**

**5Aii.**

**TO BE SENT UNDER SEPARATE COVER**

**5Aiii.**

**ATTACHMENT A**  
**Form of Work Authorization**

WORK AUTHORIZATION #003

July 5, 2022

Asturia Community Development District  
2654 Cypress Ridge Blvd, Suite 101  
Wesley Chapel, Florida 33544

Subject: Work Authorization Number 003, Asturia Community Development District

Dear Chairperson, Board of Supervisors:

Halff Associates, Inc. ("Engineering Professional") is pleased to submit this work authorization to provide professional services for the Asturia Community Development District. We will provide these services pursuant to our current agreement dated January 25, 2022 ("Agreement") as follows:

**I. Scope of Work**

Asturia Community Development District ("District") hereby engages the services of Engineering Professional to perform the work described in Schedule A, attached hereto.

**II. Fees**

The District will compensate Engineering Professional in accordance with the terms of the Agreement and **Schedule A.**

This proposal, together with the Agreement, represents the entire understanding between the District and Engineering Professional with regard to the referenced work authorization. If you wish to accept this work authorization, please sign both copies where indicated, and return one complete copy to our office. Upon receipt, we will promptly schedule our services.

Thank you for considering this Work Authorization. We look forward to helping you create a quality project.

Sincerely,

\_\_\_\_\_  
Authorized Representative of  
Halff Associates, Inc.

APPROVED AND ACCEPTED

By: \_\_\_\_\_  
Authorized Representative of  
Asturia Community Development District

Date: \_\_\_\_\_

**Schedule A:** [to be attached to each Work Authorization]



**ATTACHMENT A  
TASK ORDER 003**

**Client Contact and Title:** Bob Nanni, District Manager

**Agreement Date:** July 5, 2022

**Business Name:** Asturia CDD

**Address:** 2654 Cypress Ridge Blvd., Ste 101, Wesley Chapel, FL 33544

**Phone:** 813.991.1116 ext. 1005

**E-Mail:** [bob.nanni@infrmark.com](mailto:bob.nanni@infrmark.com)

**Project Name:** Asturia Development CDD – Ground Depression Area (1) – Investigation and Resolution Recommendation

**Project City, County, Zip Code:** Pasco County, Florida

**Project Latitude/Longitude:** 27.65 / -81.55

**SCOPE OF SERVICES**

Halff will provide the following for the Asturia Development:

- A. Visit depressed area. One location, approximately 190 feet north of the intersection of Caravan Avenue and Cornerstone Street (multiple visits). \$2,500.00
- B. Investigation and plan/file review. \$5,000.00
- C. Recommendation(s) to resolve. \$5,000.00
- D. Letter report of findings \$2,500.00

Above services will be provided on a cost-plus basis and are estimated to be \$20,000.00.

Expenses are estimated to be \$5,000.00 (may include CCTV services).



**Standard Hourly Rate Schedule**

Labor Category	Level	Billing Rate Range	
		Low	High
Engineer	I	78.00	115.00
	II	115.00	146.00
	III	148.00	207.00
	IV	194.00	243.00
	V	246.00	350.00
Scientist	I	69.00	94.00
	II	99.00	129.00
	III	131.00	170.00
	IV	183.00	196.00
	V	230.00	350.00
Landscape/ Planner	I	78.00	88.00
	II	90.00	123.00
	III	124.00	147.00
	IV	162.00	203.00
	V	211.00	350.00
Office Tech	I	43.00	69.00
	II	70.00	87.00
	III	87.00	114.00
	IV	114.00	136.00
	V	150.00	286.00
Administrative	I	31.00	69.00
	II	70.00	88.00
	III	87.00	114.00
	IV	116.00	146.00
	V	151.00	330.00
Specialist	I	66.00	95.00
	II	97.00	129.00
	III	132.00	175.00
	IV	184.00	223.00
	V	226.00	345.00
Intern		62.00	69.00

**5Biii.**

**RESOLUTION 2022-12**

**A RESOLUTION OF THE BOARD OF SUPERVISORS OF THE ASTURIA COMMUNITY DEVELOPMENT DISTRICT DESIGNATING LAUREN GENTRY AS THE DISTRICT'S REGISTERED AGENT AND FURTHER DESIGNATING THE DISTRICT'S REGISTERED OFFICE FOR SERVICE OF PROCESS AS: KE LAW GROUP**

**WHEREAS**, Section 189.014 of the Florida Statutes requires each District to designate a Registered Office and a Registered Agent upon whom may be served any process, notice, or demand required or permitted by law to be served upon the District; and

**WHEREAS**, the Board desires to designate Lauren Gentry as its Registered Agent and designate her business address of, 2016 Delta Boulevard, Suite 101, Tallahassee, Florida, 32303 as its Registered Office;

**NOW, THEREFORE, BE IT RESOLVED BY THE BOARD OF SUPERVISORS OF THE ASTURIA COMMUNITY DEVELOPMENT DISTRICT:**

1. Lauren Gentry whose business address is 2016 Delta Boulevard, Suite 101, Tallahassee, Florida, 32303 and whose telephone number is \_\_\_ - \_\_\_ - \_\_\_ is hereby designated as the Registered Agent of the District for the purpose of Section 189.014 Florida Statutes, and his office as the Registered Office of the District.
2. This Resolution shall take effect immediately.
3. The District Manager shall transmit certified copies of this Resolution to the Clerk of the Pasco County Board of County Commissioners, and to the State of Florida Department of Community Affairs.

Adopted this \_\_\_\_\_ day of \_\_\_\_\_, 2022

**ATTEST:**

**Asturia Community Development District**

\_\_\_\_\_  
Secretary/Assistant Secretary

\_\_\_\_\_  
Chairman

**RESOLUTION 2022-12**

**A RESOLUTION OF THE BOARD OF SUPERVISORS OF THE ASTURIA COMMUNITY DEVELOPMENT DISTRICT DESIGNATING ROBERT NANNI AS THE DISTRICT'S REGISTERED AGENT AND FURTHER DESIGNATING THE DISTRICT'S REGISTERED OFFICE FOR SERVICE OF PROCESS AS: INFRAMARK**

**WHEREAS**, Section 189.014 of the Florida Statutes requires each District to designate a Registered Office and a Registered Agent upon whom may be served any process, notice, or demand required or permitted by law to be served upon the District; and

**WHEREAS**, the Board desires to designate Robert Nanni as its Registered Agent and designate his business address of 210 N. University Drive, Suite 702, Coral Springs, Florida, 33071 as its Registered Office;

**NOW, THEREFORE, BE IT RESOLVED BY THE BOARD OF SUPERVISORS OF THE ASTURIA COMMUNITY DEVELOPMENT DISTRICT:**

1. Robert Nanni whose business address is 210 N. University Drive, Suite 702, Coral Springs, Florida, 33071 and whose telephone number is 954-603-0033 is hereby designated as the Registered Agent of the District for the purpose of Section 189.014 Florida Statutes, and his office as the Registered Office of the District.
2. This Resolution shall take effect immediately.
3. The District Manager shall transmit certified copies of this Resolution to the Clerk of the Pasco County Board of County Commissioners, and to the State of Florida Department of Community Affairs.

Adopted this \_\_\_\_\_ day of \_\_\_\_\_, 2022

**ATTEST:**

**Asturia Community Development District**

\_\_\_\_\_  
Secretary/Assistant Secretary

\_\_\_\_\_  
Chairman

**5Biv.**

**ASTURIA  
COMMUNITY DEVELOPMENT DISTRICT**

**Amenity Facility Policies**

**As Revised \_\_\_\_\_, 2022**

## Table of Contents

PART I: AMENITY POLICIES .....	3
Definitions.....	3
Access Cards.....	4
Guests.....	4
Renter’s Privileges.....	5
General Amenity Center Provisions .....	5
Motor Vehicle and Parking Policy.....	6
Alcohol Policy .....	7
Pet and Service Animal Policy .....	7
General Swimming Pool Rules.....	7
Fitness Center Policies.....	10
Playground Policies .....	11
Facility Rental Policies .....	12
Property Loss and Damage.....	14
Use at Own Risk; Indemnification.....	14
Sovereign Immunity.....	15
Severability .....	15
Amendments and Waivers .....	15
PART II: AMENITY RATES .....	17
PART III: DISCIPLINARY RULE.....	18

DRAFT



## PART I: AMENITY POLICIES

### DEFINITIONS

**“Amenity Facilities” or “Amenity Center”** – shall mean the properties and areas owned by the District and intended for recreational use and shall include, but not specifically be limited to, the amenity clubhouse, fitness center, pool, pool deck, playground, and Parks, together with their appurtenant facilities and areas.

**“Amenity Facilities Policies” or “Policies”** – shall mean these Amenity Facilities Policies of Asturia Community Development District, as amended from time to time.

**“Amenity Manager”** – shall mean the person or firm so designated by the District’s Board of Supervisors, including their employees.

**“Amenity Staff”** – shall mean the District Manager, Amenity Manager, or such other individuals so designated by the District’s Board of Supervisors to manage or operate the Amenity Facilities.

**“Annual Non-Resident User Fee”** – shall mean the fee established by the District for any person that is not a Resident and wishes to become a Non-Resident Patron. The amount of the Annual User Fee is set forth herein, and that amount is subject to change based on Board action.

**“Board of Supervisors” or “Board”** – shall mean the Asturia Community Development District’s Board of Supervisors.

**“District”** – shall mean the Asturia Community Development District.

**“District Manager”** – shall mean the professional management company with which the District has contracted to provide management services to the District.

**“Guest”** – shall mean any person or persons who are invited and accompanied by a Patron to participate in the use of the Amenity Facilities.

**“Key Card”** – shall mean an electronic key card distributed by the District Manager to residents of the District (two per residential unit) to access the Amenity Facilities.

**“Non-Patron”** – shall mean any individual that is not a Patron.

**“Non-Resident Patron”** – shall mean any person and his or her immediate family who: (1) resides within the same residence, (ii) does not own property in the District, and (iii) pays the Annual Non-Resident User Fee to the District for use of all Amenity Facilities.

**“Park”** – shall mean the properties and areas owned by the District with lawns, landscaped beds, playgrounds, lighting, sidewalks, and benches that are intended for informal recreational use.

**“Patron” or “Patrons”** – shall mean Property Owners, Non-Resident Patrons, and Renters.

**“Property Owner”** – shall mean that person or persons having fee simple ownership of land within the Asturia Community Development District.

**“Renter”** – shall mean any tenant residing in a Property Owner’s home located within the District and pursuant to a valid rental or lease agreement.

**“Resident”** – shall mean a Property Owner or Renter and his or her immediate family residing within the same residence.

**ACCESS CARDS**

- (1) A maximum of (2) facility Key Cards will be issued at no charge per residential unit upon initial registration with the District. Replacement Key Cards are may be obtained for a fee established by the District.
- (2) Proof of property ownership may be required annually.
- (3) All Patrons must use their Key Card for entrance to the Amenity Center. The Key Card should not be given out to Non-Residents.
- (4) The District may, in its discretion, request a second form of identification to verify that the individual using a Key Card is the individual to whom is was issued. Any Patron who cannot verify their identity may be required to leave.
- (5) All Key Cards are the property of the District and must be surrendered after the Patron sells their property, ceases renting property within the District, ceases payment of the annual Non-Resident User Fee, or otherwise loses their status as a Patron of the District.

**GUESTS**

- (1) Patrons are responsible for any and all actions taken by their Guests. Violation by a Guest on any of these Policies could result in loss of that Patron’s privileges.
- (2) Each Patron may bring no more than four (4) persons per residence as Guests to the Amenities at one time unless the Patron has reserved a room at the Amenity Facilities and has paid the required usage fee. In the event the Patron has rented a room or pavilion at the Amenity Facilities, the number of Guests shall be limited by the room or pavilion policies.
- (3) Each Guest must be accompanied by a Patron eighteen (18) years or older at all times.
- (4) An individual that is not an immediate family member of a Patron may be a Guest of a Patron up to eight (8) times per calendar year. There is no limit on the number of times a Patron’s immediate family member (mother, father, sibling, child, grandparent) may be a Guest.

**RENTER’S PRIVILEGES**

- (1) Property Owners who rent out or lease out their residential unit(s) shall have the right to designate the Renter of their residential unit(s) as the beneficial users of the Property Owners’ Amenity Facilities privileges. All such designations must be in writing and contain an affirmative statement of the Renter’s rights for the use and enjoyment of the Amenity Facilities. A copy of the written designation must be provided to the District Manager before the Renter will be permitted to use the Amenity Facilities.
- (2) A Renter who is designated as the beneficial user of the Property Owner’s privileges shall be entitled to the same rights and privileges to use the Amenity Facilities as the Property Owner and shall assume all liabilities associated with the assignment of such rights and privileges.
- (3) During the period when a Renter is designated as the beneficial user of the Property Owner’s privilege to use the Amenity Facilities, the Property Owner shall not be entitled to use the Amenity Facilities with respect to that property.
- (4) Property Owners shall be responsible for all charges incurred by their Renters which remain unpaid after the customary billing and collection procedure established by the District. Property Owners are responsible for the department of their respective Renters.
- (5) Renters shall be subject to such other rules and regulations as the Board may adopt from time to time.
- (6) All persons renting or leasing a home from a Property Owner will be required to obtain a Key Card from the Amenity Manager.

**GENERAL AMENITY CENTER PROVISIONS**

*(Applicable to all Amenity Facilities)*

- (1) Children under sixteen (16) years of age must be accompanied by a parent or adult Patron, eighteen (18) years of age or older.
- (2) The Amenity Center’s hours of operation will be established and published by the District, and may vary based on seasonality and other circumstances. The Amenity Center will be closed on the following Holidays: Christmas Day, Thanksgiving Day, New Year’s Day, and Easter. The Amenity Center will also close early at the discretion of the Amenity Staff on Christmas Eve and New Year’s Eve.
- (3) Fireworks and open flames of any kind are not permitted anywhere on the facilities or adjacent areas.
- (4) No Patron or Guest is allowed in the service areas of the Amenity Facility.
- (5) The Board of Supervisors reserves the right to amend or modify these Policies when necessary at a noticed public meeting of the Board, and will notify the Patrons of any

changes by posting such changes on asturiacdd.org. Patrons are responsible for keeping themselves informed of the current Policies.

- (6) The Board of Supervisors, District Manager, and Amenity Staff have full authority to enforce these policies. If District Staff requests that a Patron leave the Amenity Facilities due to failure to comply with these rules and policies, or due to a threat to the health, safety, or welfare, failure to comply may result in immediate suspension or termination of Amenity access and usage privileges. If an individual believes he or she was improperly asked to leave, that individual may submit a written complaint to the District's Board of Supervisors, but still must comply with the request to leave.
- (7) Smoking or the use of smokeless tobacco products, e-cigarettes, or vaporizers is not permitted anywhere within or on the grounds of the Amenity Facilities.
- (8) Disregard for any Amenity Center rules or policies may result in expulsion from the facility and/or loss of Amenity Center privileges pursuant to the Disciplinary and Enforcement Rule and will not relieve Patrons of obligations to pay assessments, rates, or fees incurred.
- (9) Patrons and their Guests shall treat all staff members with courtesy and respect.
- (10) Disorderly conduct and horseplay are prohibited.
- (11) Patrons are responsible for cleaning up after themselves and helping to keep the Amenities clean at all times.
- (12) The Amenity Center will not offer childcare services to Patrons or Guests under the authority or supervision of the District at any of its facilities.
- (13) Skateboarding is not allowed on any Amenity Facility property, this includes but is not limited to: the Amenity building porches and steps, pool area, athletic fields, playground areas, pathways, and sidewalks surrounding this area.
- (14) No commercial activities or outside vendors are permitted on District property except as specifically authorized by the District.
- (15) Loud, profane, abusive, or obscene language or behavior is absolutely prohibited.
- (16) There is no trespassing or loitering allowed at the Amenities. Any individual violating this policy may be reported to the local authorities.
- (17) Use of the Amenity Facilities is on a first-come, first-served basis unless otherwise stated.
- (18) The Amenities, or certain areas thereof, may be under 24-hour video surveillance for security purposes.
- (19) No person shall remove from the room in which it is placed or from the Amenity Center's premises any property or furniture belonging to the District or its contractors without proper authorization.

#### **MOTOR VEHICLE AND PARKING POLICY**

Vehicles must be parked in designated areas. Vehicles should not be parked on grass lawns, sidewalks, pathways, or other common space not designated for parking, or in any way which blocks the normal flow of traffic. The operator or owner of an improperly parked vehicle may be held responsible for any damages caused. Off-road bikes/vehicles, and any unlicensed motor vehicles are

prohibited on all property owned, maintained, and operated by the Asturia Community Development District or the Amenity Facilities. Golf carts may be used on roadways within the District provided such use is in accordance with applicable governmental rules and regulations, including those of Pasco County. Golf carts may not be driven or parked on any lawn areas, sidewalks, or other non-roadway surfaces within the Amenity Facilities.

### **ALCOHOL POLICY**

Alcoholic beverages shall not be served or sold, nor permitted to be consumed on the Amenity Center's premises, except at pre-approved special events. Approval may only be granted by the District's Board of Supervisors or the District Chairperson if so authorized by the Board of Supervisors (present request to the District Manager's Office in advance of the meeting) and will be contingent upon providing proof of event insurance with the District named an additional insured. Patrons will be required to hire a licensed and insured vendor of alcoholic beverages, and they must provide proof of this to the District Manager's Office prior to the event.

### **PET AND SERVICE ANIMAL POLICY**

Dogs or other pets (with the exception of those trained to do work or perform tasks for an individual with a disability, including a physical, sensory, psychiatric, intellectual, or other mental disability ("Service Animal(s)")) are not permitted on or within any District-owned public accommodations including, but not limited to, the Amenity Facilities with the exception of Parks (excluding playground facilities). A Service Animal must be kept under the control of its handler by leash or harness, unless doing so interferes with the Service Animal's work or tasks or the individual's disability prevents doing so. The District may remove the Service Animal under the following conditions:

- If the Service Animal is out of control and the handler does not take effective measures to control it;
- If the Service Animal is not housebroken; or,
- If the Service Animal's behavior poses a direct threat to the health and safety of others.

The District is prohibited from asking about the nature or extent of an individual's disability in order to determine whether an animal is a Service Animal or pet. However, the District may ask whether an animal is a Service Animal required because of a disability and what work or tasks the animal has been trained to perform.

Where dogs or other pets are permitted on the grounds, they must be leashed. Patrons are responsible for picking up after all pets as a courtesy to residents.

### **GENERAL SWIMMING POOL RULES**

- (1) Patrons may only gain access to the pool area through the use of their Key Cards, and may not prop open gates or other entryways to allow access by other individuals

without Key Cards. Pool gates are to remain closed at all times.

- (2) No Lifeguards will be on duty. Patrons swim at their own risk while adhering to swimming pool rules.
- (3) Children under sixteen (16) years of age must be accompanied by a Parent or Patron eighteen (18) years of age or older at all times for usage of the pool facility.
- (4) Music may be listened to through personal headphones only. Radios, televisions, and other noisemaking devices may be used only at an authorized rental and only at a volume that does not disturb other guests.
- (5) Swimming is permitted only during designated hours, as posted at the pool. Swimming after dusk is permitted only during the posted pool hours. During these posted hours Patrons swim at their own risk while adhering to swimming pool rules. Accessing the pool outside of designated hours will be considered trespassing and may be prosecuted as a criminal offense and may lead to the loss of the Key Card and/or the revocation of access to the Amenity Center for the entire household.
- (6) Showers are required before entering the pools.
- (7) Glass of any kind and aluminum cans are not permitted in the pool area.
- (8) The use of floats and rafts, except personal flotation devices worn by or attached to a person (i.e. water wings, etc.), is prohibited in the Amenity Facility. The District reserves the right to discontinue usage of other play equipment, such as snorkels, dive sticks and balls, during times of peak or scheduled activity at the pool, or if the equipment creates a safety concern.
- (9) Swimming Pool hours will be posted. Pool availability may be rotated in order to facilitate maintenance of the Amenity Center; this usually requires the pool being closed for one (1) full day. Depending upon usage the pool may require closure for additional periods of time to facilitate maintenance and keep it up to health code.
- (10) Pets, bicycles, skateboards, roller blades, scooters and golf carts are not permitted on the pool deck area inside the pool gates at any time.
- (11) The Amenity Facility staff reserve the right to authorize all programs and activities, including with regard to the number of guest participants, equipment, supplies, usage, etc., conducted at the pool, including swim lessons, aquatic/recreational programs and pool parties. Any organized activities taking place at the Amenity Facility must first be approved by the Amenity Manager.
- (12) Proper swim attire (no cutoffs) must be worn in the pool.
- (13) No chewing gum is permitted in the pool or on the pool deck area.

- (14) Alcoholic beverages are not permitted in the pool area.
- (15) No diving, jumping, pushing, running or other horseplay is allowed in the pool or on the pool deck area.
- (16) For the comfort of others, the changing of diapers or clothes is not allowed at poolside. Changing tables are provided in the restroom facility.
- (17) No one shall pollute the pool. Anyone who does pollute the pool is liable for any costs incurred in treating and reopening the pool.
- (18) Radio controlled watercraft are not allowed in the pool area.
- (19) Pool entrances must be kept clear at all times.
- (20) No swinging on ladders, fences, or railings is allowed.
- (21) Pool furniture is not to be removed from the pool area.
- (22) Tables or chairs on the deck area may not be reserved by placing towels or personal belongings on them, except for up to thirty (30) minutes at a time while the individual using the table or chair is in the pool or using the restroom facilities.
- (23) Patrons and Guests are not permitted to enter the clubhouse while wet. Patrons and Guests should utilize the pool area restrooms instead of the clubhouse restrooms while wet.

Swimming Pool: Feces Policy

- (1) If contamination occurs, the pool will be closed for at least twelve (12) hours and the water will be shocked with chlorine to kill all bacteria.
- (2) Parents should take their children to the restroom before entering the pool.
- (3) Children under three (3) years of age, and those who are not reliably toilet trained, must wear rubber lined swim diapers, as well as a swim suit over the swim diaper, to reduce the health risks associated with human waste in the swimming pool/deck area.
- (4) The parents or guardians of any child not complying with this policy may be responsible for the costs associated with remediating any fecal or public health incident caused by their child.

Swimming Pool: Thunderstorm Policy

Pool facilities will be closed during periods of heavy rain, thunderstorms and other inclement weather. Patrons and Guests are responsible for exiting the pool during such times, whether or not District Staff are present.

## **FITNESS CENTER POLICIES**

All Patrons and Guests using areas designed and designated for exercise or fitness use of the within the Amenity Facility (the “Fitness Center”) are expected to conduct themselves in a responsible, courteous and safe manner in compliance with all District Policies. Disregard or violation of the District’s Policies and misuse or destruction of Fitness Center equipment may result in the suspension or termination of Fitness Center privileges.

**Please note the Fitness Center may be an unattended facility, persons using the facility do so at their own risk. Amenity Center Staff is not present to provide personal training or exercise consultation to Patrons or Guest. Persons interested in using the Fitness Center are encouraged to consult with a physician prior to commencing a fitness program.**

- (1) *Hours:* The Fitness Center opens for use by Patrons during normal operating hours to be established and posted by the District. No access will be allowed by a Patron or any other person before or after Fitness Center hours. Trespassing may be prosecuted as a criminal offense and may lead to the loss of the Key Card and/or the revocation of access to the Amenity Center for the entire household.
- (2) *Emergencies:* Call 911 immediately if an emergency occurs. All emergencies and injuries must be reported to the Amenity Staff as well as the District Manager at (813) 991-1116.
- (3) *Eligible Users:* Patrons must be at least sixteen (16) years of age to use the Fitness Center. No children under the age of sixteen (16) are allowed in the Fitness Center at any time. Guests must be accompanied by an adult Patron, eighteen (18) years of age or older. Patrons and Guests use this facility at their own risk.
- (4) *Proper Attire:* Appropriate clothing and athletic footwear (covering the entire foot) must be worn at all times in the Fitness Center. Appropriate clothing includes t-shirts, shorts, leotards, and/or sweat suits.
- (5) *Food and Beverage:* Food (including chewing gum) is not permitted within the Fitness Center. Beverages, however, are permitted in the Fitness Center if contained in non-breakable containers with screw top or sealed lid. Alcoholic beverages are not permitted.
- (6) *General Policies:*
  - Each individual is responsible for wiping off fitness equipment and any other areas affected by use after each station or activity after use.
  - No personal training is permitted unless the personal trainer enters into an agreement with the District and provides evidence of acceptable training certificates and insurance.



- Hand chalk is not permitted to be used in the Fitness Center.
- Music and/or digital media players are not permitted unless they are personal units equipped with headphones. However, Amenity staff is permitted to play music throughout the Amenity Facilities.
- No bags, gear, or jackets are permitted on the floor of the Fitness Center or on the fitness equipment. All personal items and equipment must be kept within a closed container or bag. Clothes, towels, keys, and other items should be kept in this manner and away from exercise equipment.
- Smoking and smokeless tobacco products are not permitted anywhere in the Fitness Center.
- Weights or other fitness equipment may not be removed from the Fitness Center, and must be returned to the proper location after use. Do not move gym equipment other than weights and benches for any reason. Any equipment intended to be moved must be returned to its original state and position after use.
- Use of cardiovascular equipment shall be limited to thirty (30)-minute periods and individuals shall alternate between multiple sets on weight equipment if other individuals are waiting.
- Free weights are not to be dropped and should be placed only on the floor or on equipment made specifically for storage of the weights.
- Photography or videography of any type are prohibited within the fitness center. Specifically, please be mindful of capturing an image or video of any type that captures another patron. Any fitness program operated; established, and run by Amenity staff may have priority over other users of the Fitness Center.
- Users are expected to act with courtesy at all times and be mindful of the needs of other users. If someone is waiting to use a piece of equipment, the user should limit their use to a maximum of thirty (30) minutes.
- All malfunctioning or broken equipment should immediately be reported to the District Manager at (813) 991-1116.

**PLAYGROUND POLICIES**

- (1) Children under the age of eight (8) must be accompanied by an adult Patron eighteen (18) years of age or older. The playground is not supervised by the District and all use is at the user’s own risk.
- (2) No roughhousing on the playground.
- (3) Individuals using the playground must clean up all food, beverages and miscellaneous trash brought to the playground. Glass containers or glass objects of any kind are prohibited.
- (4) Use of the playground may be limited from time to time due to sponsored events which must be approved in advance by the District Manager.
- (5) The use of profanity or disruptive or obscene behavior is absolutely prohibited.

- (6) Smoking, smokeless tobacco, and vape products are not permitted on the playground.
- (7) Alcoholic beverages are not permitted on the playground.
- (8) The hours of the playground will be posted by the District. Access of the play equipment outside of designated hours, specifically after dusk, is considered trespassing and violators will be prosecuted.

**FACILITY RENTAL POLICIES**

Certain portions of the Amenity Center may be reserved for private events, subject to these Policies and the rates established by the District.

*1. Limitations on Rentals:*

- a. Only one (1) room or portion of the Amenity Center at a time is available for rental during regular hours of operation.
- b. Each Patron or Non-Patron household may rent a portion of the Amenity Center a maximum of six (6) times per calendar year, unless otherwise approved by the Board of Supervisors.
- c. The District retains the right to reserve the Amenity Center and additional facilities for District use at any time.

*2. Time for advance reservations:*

- a. Patrons: Reservations may be made up to four (4) months prior to the event.
- b. Non-Patrons: Reservations may be made up to three (3) months in advance of the event.

*3. Blackout Dates:* Please note that the Amenity Center may be unavailable for private events on the following holidays and on surrounding dates:

Easter Sunday	Memorial Day Weekend	4 <sup>th</sup> of July
Labor Day Weekend	Thanksgiving	Christmas Eve
Christmas Day	New Year’s Eve	

*4. Available Facilities:* The following facilities are available for rental for up to five (5) hours total (including set-up and clean-up), subject to the rules and rates established by the District:

- Rental by Patrons and Non-Patrons: Clubhouse, Meeting Room
- Rental by Patrons only: Porch and Pool Pavilion
- NO RENTALS: The pool and pool deck area of the Amenity Center are not available for private rental and shall remain open to other Patrons and their Guests during normal operating hours.

*5. Damages:* Individuals renting any portion of the Amenity Center are responsible for any and

all damage and expenses arising from the event.

6. *Rental Fees:* All rentals are subject to a non-refundable room rental fee as established by the District. Checks must be made out to the “Asturia Community Development District” and submitted to the District Manager’s Office within ten (10) days from the reservation date.
7. *Number of Guests:* The number of guests permitted at an event may be limited by the District based on room capacity and other interests of the District. A final headcount is to be conveyed to the Amenity Manager no later than ten (10) days before the date of the scheduled event. In absence of a final headcount, the number indicated on the original agreement will be considered correct.
8. *Reservation Procedures:* Individuals interested in reserving a room must submit to the Amenity Manager, no later than fourteen (14) days prior to the event, a completed Facility Use Application indicating the nature of the event, the number of guests that will be attending, the hours when the event will be held, and whether alcohol and/or food will be served. The Amenity Manager will determine if a Special Event Agreement will need to be executed prior to use of the Amenity Center. Where determined by the Amenity Manager to be required, a properly executed Special Event Agreement, along with all documentation required therein, must be received by the Amenity Manager no less than ten (10) days prior to the date of the event. The Amenity Manager will review the Facility Use Application on a case-by-case basis and has the authority to reasonably deny a request. Denial of a request may be appealed to the District’s Board of Supervisors for consideration.
9. *Refundable Deposit:* At the time of approval, one (1) check or money order (no cash) made payable to the **Asturia Community Development District** in the amount of the deposit established by the District should be submitted to the Amenity Manager. The deposit must be received at least ten (10) days from the reservation date, in order to reserve the room. Deposit checks will be cashed by the District prior to an event. The District will issue a refund for the amount of the deposit following the event provided the District Manager determines that there has been no damage to the facility and the facility has been properly cleaned after use. If the facility is not properly cleaned, the deposit will be kept for this purpose. To receive a full refund of the deposit, the following must be completed:
  - Ensure that all garbage is removed and placed in the dumpster.
  - Remove all displays, favors or remnants of the event.
  - Restore the furniture and other items to their original position.
  - Wipe off counters, table tops and sink area.
  - Replace garbage liner.
  - Clean out and wipe down the refrigerator, and all cabinets and appliances used. Clean any windows and doors in the rented room. Floor should be swept clean.
  - Ensure that no damage has occurred to the Amenity Center and its property.

If additional cleaning is required, the individual reserving the room will be liable for any

expenses incurred by the District to hire an outside cleaning contractor. In light of the foregoing, individuals may opt to pay for the actual cost of cleaning by a professional cleaning service hired by the District. The Amenity Manager shall determine the amount of deposit to return, if any.

10. *General Rental Policies:*

- Individuals renting the facilities are responsible for ensuring that their guests adhere to the policies set forth herein.
- Rooms may be rented outside of the regular hours of operation of the Amenity Center but may be subject to additional fees for staffing and security. Please see the Amenity Manager for details relating to additional rental cost, staffing cost/availability, and facility availability. Please note all Policies remain in force for these special circumstances and the District has final say in these matters.
- The volume of live or recorded music must not violate applicable Pasco County noise ordinances.
- No glass, breakable items or alcohol are permitted in or around the pool deck area.
- Alcohol may only be served by a licensed and insured bartender or caterer, who must provide proof of acceptable insurance coverage to the District. Additional liability insurance coverage will be required for all events that are approved to serve alcoholic beverages.
- The District reserves the right to require additional liability insurance for any event that the District, in its sole discretion, determines to pose excessive liability. This determination shall be made on a case-by-case basis to be reviewed by the District Manager or Board of Supervisors. The District is to be named on any event liability insurance policies as an additional insured party.

**PROPERTY LOSS AND DAMAGE**

Each Patron and Guest as a condition of invitation to the premises of the center assume sole responsibility for his or her property. The District and its contractors shall not be responsible for the loss or damage to any private property used or stored on the premises of the Amenity Center, whether in lockers or elsewhere.

Amenity Center Patrons shall be liable for any property damage and/or personal injury caused by the member, any guests or any family members at the Amenity Center, or at any activity or function operated, organized, arranged or sponsored by the District or its contractors, The District reserves the right to pursue any and all legal and equitable measures necessary to remedy any losses due to property damage or personal injury. The District will utilize video surveillance to monitor compliance with these Policies.

**USE AT OWN RISK; INDEMNIFICATION**

Any Patron, Guest, or other person who participates in the Activities (as defined below), shall do so at his or her own risk, and said Patron or other person and any of his or her Guests and any members of his or her

Household shall indemnify, defend, release, hold harmless and forever discharge the District and its present, former and future supervisors, staff, officers, employees, representatives, agents and contractors of each (together, “Indemnitees”), for any and all liability, claims, lawsuits, actions, suits or demands, whether known or unknown, in law or equity, by any individual of any age, or any corporation or other entity, for any and all loss, injury, damage, theft, real or personal property damage, expenses (including attorneys’ fees, costs and other expenses for investigation and defense and in connection with, among other proceedings, alternative dispute resolution, trial court and appellate proceedings), and harm of any kind or nature arising out of or in connection with his or her participation in the Activities, regardless of determination of who may be wholly or partially at fault.

Should any Patron or other person bring suit against the Indemnitees in connection with the Activities or relating in any way to the Amenities, and fail to obtain judgment therein against the Indemnitees, said Patron or other person shall be liable to the District for all attorneys’ fees, costs and other expenses for investigation and defense and in connection with, among other proceedings, alternative dispute resolution, trial court, and appellate proceedings.

The waiver of liability contained herein does not apply to any act of intentional, willful or wanton misconduct by the Indemnitees.

For purposes of this section, the term “Activities” shall mean the use of or acceptance of the use of the Amenities, or engagement in any contest, game, function, exercise, competition, sport, event or other activity operated, organized, arranged or sponsored by the District, its contractors or third parties authorized by the District.

Should any party bound by these Policies bring suit against the District, the Board of Supervisors or staff, agents or employees of the District, any Amenity Center operator or its officers, employees, representatives, contractors or agents in connection with any event operated, organized, arranged or sponsored by the District or any other claim or matter in connection with any event operated, organized, arranged or sponsored by the District, and fail to obtain judgment therein against the District or the Amenity Center operator, officers, employee, representative, contractor or agent, said party shall be liable to the District for all costs and expenses incurred by it in the defense of such suit (including court costs and attorney’s fees through all appellate proceedings).

#### **SOVEREIGN IMMUNITY**

Nothing herein shall constitute or be construed as a waiver of the Districts’ sovereign immunity, or limitations on liability contained in Section 768.28, *Florida Statutes*, or other statutes or law.

#### **SEVERABILITY**

The invalidity or unenforceability of any one or more provisions of these policies shall not affect the validity or enforceability of the remaining provisions, or any part of the policies not held to be invalid or unenforceable.

#### **AMENDMENTS AND WAIVERS**

The Board in its sole discretion may amend these Amenity Policies from time to time. The Board by vote at a public meeting or the District Manager may elect in its/their sole discretion at any time to grant waivers to any of the provisions of these Amenity Policies, provided however that the Board is informed within a reasonable time of any such waivers.

**The above policies were adopted by the Board of Supervisors for the Astoria Community Development District as revised on this \_\_\_\_\_ day of \_\_\_\_\_, 2022.**

\_\_\_\_\_  
Secretary/Assistant Secretary

\_\_\_\_\_  
Chairperson, Board of Supervisors

DRAFT

**PART II: AMENITY RATES**

***Rule for Amenities Rates***

Law Implemented: ss. 190.011, 190.035, Fla. Stat. (2021)

Effective Date: \_\_\_\_\_

**In accordance with Chapters 190 and 120 of the Florida Statutes, and at a duly noticed public meeting and after a duly noticed public hearing, the Board of Supervisors of the Asturia Community Development District adopted the following rules to govern rates for the District’s Amenities. All prior rules of the District governing this subject matter are hereby superseded on a going forward basis.**

1. **Introduction.** This rule addresses various rates, fees and charges associated with the Amenities.
2. **Definitions.** All capitalized terms not otherwise defined herein shall have the meaning ascribed to them in the Amenity Policies of the Asturia Community Development District, as amended from time to time.
3. **Prior Rules; Rules.** The District’s prior rules setting amenities rates are hereby rescinded. The District’s Amenity Policies, as may be amended from time to time, govern all use of the Amenities.
4. **Severability.** The invalidity or unenforceability of any one or more provisions of this rule shall not affect the validity or enforceability of the remaining portions of this rule, or any part of this rule not held to be invalid or unenforceable.

	<b>Current Fees</b>	<b>Proposed 2022 Fees</b>
<b>General Fees</b>		
Annual Non-Resident User Fee	\$2500 per household	\$2500 per household
Replacement Key Card	\$30	\$30
<b>Rental Fees</b>		
Rental Deposit	\$250	\$250
Patron Rates	\$75.00 for up to 25 guests \$125.00 for 26 to 50 guests \$175.00 for 50 guests or more, up to designated maximum occupancy	
Non-Patron Rates	\$250.00 for up to 25 guests \$350.00 for 26 to 50 guests \$450.00 for 50 guests or more, up to the maximum designated occupancy	

**PART III: DISCIPLINARY RULE**

***Disciplinary and Enforcement Rule***

Law Implemented: ss. 120.69, 190.011, 190.012, Fla. Stat. (2021)

Effective Date: \_\_\_\_\_

**In accordance with Chapters 190 and 120 of the Florida Statutes, and on \_\_\_\_\_ at a duly noticed public meeting, the Board of Supervisors of the Asturia Community Development District adopted the following rules / policies to govern disciplinary and enforcement matters. Any prior rules / policies of the District governing this subject matter are hereby rescinded.**

- (1) **General Policy.** All persons using the Amenities and entering District property shall comply with the Amenity Policies established for the safe operations and maintenance of the District’s Amenities. In order to protect the rights and privileges of rule-abiding Patrons, inappropriate behavior by Patrons will not be tolerated.
- (2) **Suspension of Access and Use Privileges.** The District, through its Board, District Manager, Amenity Manager and District Counsel shall have the right to restrict, suspend or terminate the Amenity privileges of any person to use the Amenities for any of the following behavior:
  - Submits false information on any application for use of the Amenities;
  - Permits the unauthorized use of an Access Card;
  - Exhibits unsatisfactory behavior, deportment or appearance;
  - Fails to pay amounts owed to the District in a proper and timely manner;
  - Fails to abide by any District rules or policies (e.g., Amenity Policies);
  - Treats the District’s supervisors, staff, general/amenity management, contractors or other representatives, or other Patrons, in an unreasonable or abusive manner;
  - Damages or destroys District property; or
  - Engages in conduct that is improper or likely to endanger the health, safety, or welfare of the District, or its supervisors, staff, amenities management, contractors or other representatives, or other residents or guests.
- (3) **Authority of District Staff.** District Staff or their designee , may immediately remove any person from one or all Amenities if any of the above-referenced behaviors are exhibited or actions committed or if in his/her reasonable discretion it is the District’s best interests to do so. District Staff may at any time restrict or suspend for cause or causes, including but not limited to those described above, any person’s privileges to use any or all of the Amenities until the next regularly scheduled meeting of the Board of Supervisors.
- (4) **Process for Suspension or Termination of Access and Use Privileges.** Subject to the rights of District Staff set forth in Paragraph (3) above, the following process shall govern suspension and termination of privileges:
  - (a) *Suspension Length; Generally:*



- i. First Offense: Verbal or written warning by District Staff and suspension from the Amenities for up to one (1) week from the commencement of the suspension. Violation is recorded by District Staff, and held on file by the District.
  - ii. Second Offense: Automatic suspension of all Amenity privileges for up to thirty (30) days from the commencement of the suspension, with the preparation by District Staff of a written report to be signed by the offender(s) and filed with the District. Failure or refusal of the offender to sign the report shall not invalidate the suspension.
  - iii. Third Offense: Suspension of all Amenity privileges for up to one (1) year. Such suspension shall run to the next regular meeting of the Board of Supervisors. At said meeting, the record of all previous offenses will be presented to the Board for recommendation of termination of the offender(s) privileges for one (1) calendar year. The length of the suspension is in the discretion of the Board and may be for less than one (1) year.
  - iv. Extenuating Circumstances. Notwithstanding the foregoing, any time a user of the Amenity is arrested for an act committed, or allegedly committed, while on the premises of the Amenity, or violates these Policies in a manner that, in the discretion of the District Staff upon consultation with one Board member, justifies suspension beyond the guidelines set forth above, such offender shall have all amenity privileges immediately suspended until the next Board of Supervisors meeting. At the Board meeting, the Board will be presented with the facts surrounding the arrest or violation and the Board may make a recommendation of suspension or termination of the offender's privileges, which suspension or termination may include members of the offender's household and may, upon the first offense, equal or exceed one year. In situations that pose a long-term or continuing threat to the health, safety and welfare of the District and its residents and users, permanent termination of Amenity privileges may be warranted and considered.
- (b) *Suspension of Minors.* Any Patron under the age of eighteen (18) who is expelled from the facility three (3) times in a one-year period, shall, until the child reaches the age of eighteen (18), only be entitled to use the facility if accompanied by a parent, legal guardian, or adult Patron eighteen (18) years of age or older, at all times.
- (c) *Calculating Number of Offenses:* Each offense shall expire one (1) year after such offense was committed, at which time the number of offenses on record for such offender(s) shall be reduced by one. For example, if a first offense is committed on February 1 and a second offense on August 1, there will be two offenses on record until February 1 of the following year, at which time the first offense will expire and the second offense will thereafter be considered a first offense until it expires on the following August 1. The provisions of this Paragraph shall not at any time serve to reduce any suspensions or terminations, which may have been imposed prior to the expiration of any offenses
- (d) *Right to Appeal:* Any suspension or termination of Amenity privileges may be appealed to the Board of Supervisors for reversal or reduction. The Board's decision on appeal shall be final and binding.
- (5) **Legal Action; Criminal Prosecution.** If any person is found to have committed any of the infractions noted in Paragraph 2 above, such person may additionally be subject to arrest for trespassing or other applicable legal action, civil or criminal in nature.

- (6) **Fee for Property Damage.** Any Patron who damages District property shall be responsible for paying the cost to repair said damage.
- (7) **Severability.** If any section, paragraph, clause or provision of this rule shall be held to be invalid or ineffective for any reason, the remainder of this rule shall continue in full force and effect, it being expressly hereby found and declared that the remainder of this rule would have been adopted despite the invalidity or ineffectiveness of such section.

DRAFT

**5Bv.**

**RESOLUTION 2022-13**

**A RESOLUTION OF THE BOARD OF SUPERVISORS OF THE ASTURIA COMMUNITY DEVELOPMENT DISTRICT TO DESIGNATE DATE, TIME AND PLACE OF PUBLIC HEARING AND AUTHORIZATION TO PUBLISH NOTICE OF SUCH HEARING FOR THE PURPOSE OF ADOPTING AMENDED AND RESTATED AMENITY POLICIES AND RATES; AND PROVIDING AN EFFECTIVE DATE.**

**WHEREAS**, the Asturia Community Development District (the “District”) is a local unit of special-purpose government created and existing pursuant to Chapter 190, *Florida Statutes*, being situated entirely within unincorporated Pasco County, Florida; and

**WHEREAS**, Chapter 190, *Florida Statutes*, authorizes the District’s Board of Supervisors (“Board”) to adopt rules and amenity rates pursuant to Chapter 120, *Florida Statutes*.

**NOW, THEREFORE, BE IT RESOLVED BY THE BOARD OF SUPERVISORS OF THE ASTURIA COMMUNITY DEVELOPMENT DISTRICT:**

**SECTION 1.** The Board of Supervisors will hold a public hearing to adopt the District’s Amended and Restated Amenity Policies, a Rule setting forth the suspension and termination of privileges related to the use of the District’s recreational facilities and services, and fees and rental rates, among others, related to the use of the District’s recreational facilities and services, a proposed copy of which is attached hereto as **Exhibit A** (together, “Amenity Rules”). The Board will hold a public hearing on **September 27, 2022, at 6:00 p.m., at the Asturia Clubhouse located at 14575 Promenade Parkway, Odessa, FL 33556.**

**SECTION 2.** The District Secretary is directed to publish notice of the hearing in accordance with Section 120.54, *Florida Statutes*.

**SECTION 3.** This Resolution shall become effective immediately upon its adoption.

**PASSED AND ADOPTED** this \_\_\_\_ day of July, 2022.

**ATTEST:**

**ASTURIA COMMUNITY  
DEVELOPMENT DISTRICT**

\_\_\_\_\_  
Secretary/Assistant Secretary

\_\_\_\_\_  
Chairperson, Board of Supervisors

**Exhibit A:** Proposed Amenity Rules

**5Cia.**



**Third Party Fees:** Customer agrees to reimburse Blue Water Aquatics for all processing fees for registering with third party companies for compliance monitoring services and/or invoicing portals.

**Payment of Services:** Customer agrees to pay Blue Water Aquatics within thirty (30) days of invoice for work performed. *Accepted forms of payments are Cash, Check, Zelle, ACH or Credit Card (credit card payments will incur a 3.5% credit card fee for every credit card transaction).* Any account over thirty (30) days past due is subject to suspension of future work under this Agreement. The Customer is responsible for all money owed on the account from the time it was established to the time Blue Water Aquatics receives a written notice of termination of services under the terms of this Agreement. If the account of Customer is not fully paid within sixty (60) days after the date of any invoice for work performed pursuant to this Agreement, Customer will be charged interest at the rate of one and one-half percent (1 ½%) per month until the account is fully paid.

In the event that Blue Water Aquatics shall institute any collection proceedings against Customer with respect to its delinquent account, then Customer agrees to pay to Blue Water Aquatics on demand, an amount which is equal to all costs, charges and expenses paid or incurred by Blue Water Aquatics in pursuing such collection, including, without limitation, all reasonable attorney's fees, court costs and other litigation expenses in connection therewith.

**Early Termination:** Either party shall have the right to terminate this Agreement with thirty (30) days written notice.

**Insurance:** Blue Water Aquatics will maintain the following insurance coverage: Workers' Compensation, General Liability, Automotive Liability and Property and Casualty. A Certificate of Insurance will be provided upon request. A Certificate of Insurance naming the Customer as "Additional Insured" may be provided upon Customer request, with Customer agreeing to pay for any additional costs associated with such request.


**Optional Renewal:** At the end of this Agreement, both parties shall meet to discuss a path forward. If both parties decide to go forward, a new contract will need to be written based on that discussion.

**Written Notice:** All written notices under the terms of this Agreement shall be sent Certified U.S. Mail, Return Receipt Requested, to the principal place of business of the party being noticed (as indicated herein above).

**Addenda:** See attached map, survey, and report (where applicable).

- a. Water chemistry testing shall be conducted at the sole discretion of Blue Water Aquatics, Inc., for the specific purpose of improving the Aquatic Weed Control Program results.
- b. Work as requested by Customer such as trash clean-up, physical cutting and / or plant removal and other manual maintenance can be performed by our staff. Extra service work will be invoiced separately at our current hourly equipment and labor rates.

**Aquatics Consulting:** Blue Water Aquatics, Inc. management and personnel are available by appointment for Aquatic demonstrations designed to help understand lake and waterway problems and their respective solutions.



\_\_\_\_\_  
*Virgil Stoltz, VP/General Manager  
Blue Water Aquatics, Inc.*

\_\_\_\_\_  
*Customer*

\_\_\_\_\_  
07/20/2022

*Date*

\_\_\_\_\_  
*Date*



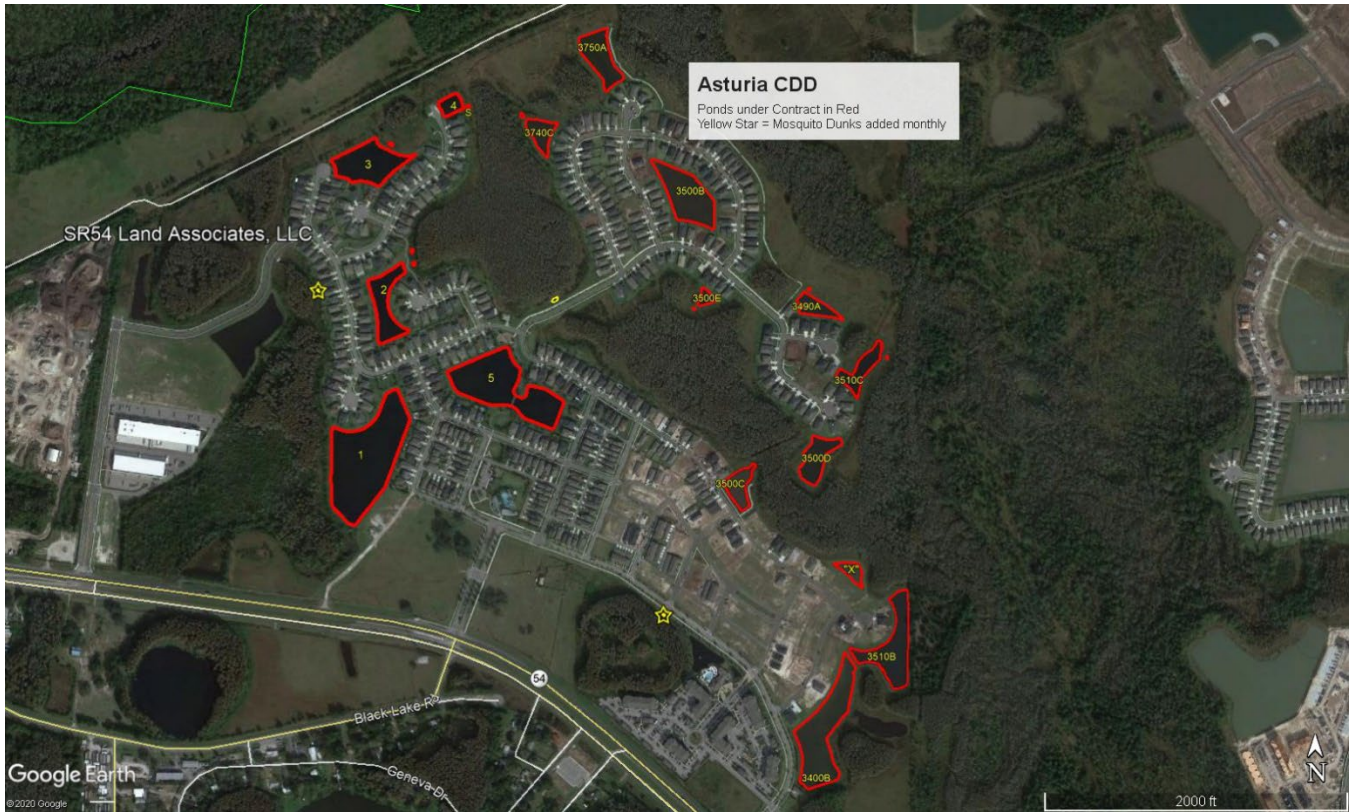
**Survey Sheet  
Asturia CDD  
Site & GEP Surveyed**

<u>POND #</u>	<u>Linear Feet</u>	<u>Surface Acres @ NWL</u>
1	2,165	5.20
2	1,305	1.56
3	1,610	2.50
4	530	0.45
5	2,170	3.85
3500 B	1,250	1.72
3400 B	2,190	3.27
3490 A	660	0.40
3500 C	710	0.57
3500 D	935	0.81
3500 E	300	0.10
3510 B	1,775	1.60
3510 C	1,035	0.62
3740 C	640	0.47
3750 A	990	1.01
“X”	590	0.33
<b>Total</b>	<b>18,855</b>	<b>24.46</b>

Asturia CDD WWM 07-20-2022

HEADQUARTERS: 5119 State Road 54 ■ New Port Richey, FL 34652  
Phone: 727-842-2100 ■ Email: [Office@BlueWaterAquaticsInc.com](mailto:Office@BlueWaterAquaticsInc.com)

## Astoria CDD Site Map



Astoria CDD WWM 07-20-2022

HEADQUARTERS: 5119 State Road 54 ■ New Port Richey, FL 34652  
Phone: 727-842-2100 ■ Email: [Office@BlueWaterAquaticsInc.com](mailto:Office@BlueWaterAquaticsInc.com)

**5Cib.**

**Special Service Agreement**

This Special Service Agreement, dated for July 20, 2022, is made between **Blue Water Aquatics, Inc.** (hereinafter “Blue Water Aquatics”) located at 5119 State Road 54, New Port Richey, FL 34652, and **Asturia CDD** (hereinafter the “Customer”), c/o Inframark, 210 North University Drive, Suite 702, Coral Springs, FL 33071.

**Project: Asturia CDD, Native Aquatic Plants - All Ponds**

**General Conditions:** Blue Water Aquatics will provide the following services:

- Contract Services** – Supply and install Native Aquatic plants on all ponds. Plants will be planted 3-feet on center and one row will be planted. A combination of bare rooted Jointed Spikerush, Pickerel Weed and Duck Potato will be used.

<u>Pond #:</u>	<u>Total Perimeter (Linear Feet)</u>	<u># of Plants</u>
1	2,165	722
2	1,305	435
3	1,610	537
4	530	177
5	2,170	723
3500B	1,250	417
3400B	2,190	730
3490A	660	220
3500C	710	237
3500D	935	312
3500E	300	100
3510B	1,775	592
3510C	1,035	345
3740C	640	214
3750A	990	330
“X”	590	197
<b>TOTALS:</b>	<b>18,855</b>	<b>6,288</b>

- Contract Costs:** Customer agrees to pay Blue Water Aquatics, Inc. the following amount for these specific water management services.

**Plants & Installation      6,288 Plants @ \$0.90 / each      \$5,659.20**

<b>TOTAL COST OF PROJECT:</b>	<b>\$5,659.20</b>
-------------------------------	-------------------

**Payment of Services:** Customer agrees to pay Blue Water Aquatics within thirty (30) days of invoice for work performed. *Accepted forms of payments are Cash, Check, Zelle, ACH or Credit Card (credit card payments will incur a 3.5% credit card fee for every credit card transaction).* Any account over sixty (60) days past due is subject to suspension of future work under this Agreement. Customer will be charged interest at the rate of one and one-half percent (1 ½%) per month until the account is fully paid.

In the event that Blue Water Aquatics shall institute any collection proceedings against Customer with respect to its delinquent account, then Customer agrees to pay to Blue Water Aquatics on demand, an amount which is equal to all costs, charges and expenses paid or incurred by Blue Water Aquatics in pursuing such collection, including, without limitation, all reasonable attorney's fees, court costs and other litigation expenses in connection therewith.


**Insurance:** Blue Water Aquatics will maintain the following insurance coverage: Workers' Compensation, General Liability, Automotive Liability and Property and Casualty. A Certificate of Insurance will be provided upon request. A Certificate of Insurance naming the Customer as "Additional Insured" may be provided upon Customer request, with Customer agreeing to pay for any additional costs associated with such request.

**INTERNET LINKS FOR EACH SPECIES:**

**Jointed Spikerush** <https://plants.ifas.ufl.edu/plant-directory/eleocharis-interstincta/>

**Pickerelweed** <https://plants.ifas.ufl.edu/plant-directory/pontederia-cordata/>

**Duck Potato** <https://plants.ifas.ufl.edu/plant-directory/sagittaria-lancifolia/>



\_\_\_\_\_  
*Blue Water Aquatics, Inc.*

\_\_\_\_\_  
*Customer*

\_\_\_\_\_  
07/20/2022

*Date*

\_\_\_\_\_  
*Date*

## Astoria CDD Site Map



Astoria CDD - Ponds Plantings SSA 07-20-2022

HEADQUARTERS: 5119 State Road 54 ■ New Port Richey, FL 34652  
Phone: 727-842-2100 ■ Email: [Office@BlueWaterAquaticsInc.com](mailto:Office@BlueWaterAquaticsInc.com)

**5Di.**

# ASTURIA CDD JULY FIELD INSPECTION

Wednesday, July 20, 2022

Prepared For Board Of Supervisors

43 Issues Identified





### Issue 1

Assigned To Red Tree  
Enhancement opportunity at  
entrance near Explorers Center :  
Remove mulch bed and install sod  
around monument.



### Issue 2

Assigned To Red Tree  
State road 54 and Promenade  
Parkway near Explorer learning  
center : Remove weeds each visit in  
monument flower bed.



### Issue 3

Assigned To Red Tree  
State road 54 and Promenade  
Parkway near Explorer learning  
center : Replace damaged sod.



### Issue 4

Assigned To Red Tree  
State road 54 and Promenade  
Parkway near Explorer Learning  
Center : Remove dead plant material.



### Issue 5

Assigned To Red Tree

State road 54 and Promenade Parkway near Explorer Learning center : Hard edge mulch beds each visit.



### Issue 6

Assigned To Blue Water Aquatics

Fenland way at dead end : Spray grasses and submerged weeds



**Issue 7**

Assigned To RedTree

Fenland way at end of cul de sac :

Provide proposal to replace

damaged sod.



**Issue 8**

Assigned To Board Of Supervisors

Behind 15468 Renaissance Ave :

Minor pond erosion .



**Issue 9**

Assigned To Board Of Supervisors  
Behind 15468 Renaissance Ave :  
Minor pond erosion at a second  
location.



**Issue 10**

Assigned To Blue Water Aquatics  
Across from 15180 Renaissance Ave :  
Treat pond for Algae.



### Issue 11

Assigned To RedTree

Renaissance Ave and Trails Edge Blvd : Soft edge around electrical boxes and irrigation lids each visit. Do not edge with round up.



### Issue 12

Assigned To Board Of Supervisors

Renaissance Ave and Trails Edge: Damaged sidewalk. Inframark field services can provide proposal to replace if needed.



**Issue 13**

Assigned To RedTree  
Renaissance Ave and Trails Edge  
Blvd :  
Cut back native grasses in park.



**Issue 14**

Assigned To Board Of Supervisors  
Renaissance Ave and Trails Edge  
Blvd within community park : Play  
structure would benefit from  
pressure washing treatment.



**Issue 15**

Assigned To RedTree

Satilla Loop and Posada Lane :  
Remove weeds around storm drains  
throughout community.



**Issue 16**

Assigned To Red Tree

Renaissance Ave and Trails Edge  
Blvd (utility center): Remove dead  
material from shrubs.





**Issue 17**

Assigned To Board Of Supervisors  
Long Bow Way : Hog damage around  
pond at dead end.



**Issue 18**

Assigned To Red Tree  
Long Bow Way : Flush cut dead pine  
tree at dead end.



**Issue 19**

Assigned To RedTree

Across from 2788 Long Bow Way :

Lift trees and shape accordingly.



**Issue 20**

Assigned To Red Tree

Remove moss from trees below 15 feet throughout community.



**Issue 21**

Assigned To Red Tree  
Hearth Drive and Caravan Ave :  
Provide proposal to replace  
damaged sod.



**Issue 22**

Assigned To RedTree  
Hearth Drive and Caravan Ave : Cut  
back native grasses and fix leaning  
tree.



**Issue 23**

Assigned To RedTree

Hearth Drive and Caravan Ave:

Remove dead pine tree.



**Issue 24**

Assigned To Red Tree

Caravan Ave and Delancey Street :

Remove dead tree and provide  
proposal to replace.



**Issue 25**

Assigned To RedTree

Dog park at clubhouse : Lift trees accordingly.



**Issue 26**

Assigned To Board Of Supervisors  
Structure at clubhouse pool would benefit from a pressure washing treatment.



**Issue 27**

Assigned To Board Of Supervisors  
Inframark Field Services can provide sidewalk grind proposal for Clubhouse pool restrooms.



**Issue 28**

Assigned To Board Of Supervisors  
Enhancement opportunity at clubhouse pool: Install Kant slam on all pool gates . This will provide a quiet smooth close to avoid any damages.



**Issue 29**

Assigned To Red Tree

Clubhouse Pool Entrance

Enhancement Opportunity : Provide proposal to finish mulch bed with grasses for a complete look.



**Issue 30**

Assigned To RedTree

Treat for weeds around clubhouse mulch beds each visit.



**Issue 31**

Assigned To Board Of Supervisors  
Inframark Field Services can provide proposal to repair trip hazard at Board Walk entrance if needed.



**Issue 32**

Assigned To Red Tree  
State road 54 near Explorer Learning Center : Leaf blow after trimming around monument.





**Issue 33**

Assigned To Board Of Supervisors  
Fenland way and promenade  
parkway : Inframark field services  
can provide proposal to replace ADA  
sidewalk Mat if needed.



**Issue 34**

Assigned To Red Tree  
Carelessly spraying for weeds  
throughout property causing  
damages to sod.




**Issue 35**

Assigned To Red Tree  
Renaissance ave and Trails Edge  
within community park : Do not  
spray round up as a way to  
trim/edge.



**Issue 36**

Assigned To Red Tree  
Renaissance ave and Trails Edge  
within community park : Native  
grasses are to tall and cause a safety  
concern within the park.



**Issue 37**

Assigned To Blue Water Aquatics  
Renaissance ave and Trails Edge  
pond behind community park : Treat  
for algae.



**Issue 38**

Assigned To Board Of Supervisors  
Across from 15392 Aviles parkway  
sidewalk would benefit from  
pressure washing treatment.



**Issue 39**

Assigned To Red Tree

To the left of 15403 Aviles parkway  
tree is leaning.



**Issue 40**

Assigned To Board Of Supervisors

Missing Aviles parkway street sign  
across from 15179 Aviles parkway.



**Issue 41**

Assigned To Board Of Supervisors  
Enhancement opportunity Trails  
edge Blvd and Verona lane :  
Inframark field services can provide  
proposal to repaint crosswalk lines if  
needed.



**Issue 42**

Assigned To Red Tree  
Behind 14710 Caravan ave : Soft  
edge mulch beds , do not edge with  
round up.



**Issue 44**

Assigned To Red Tree

Remove landscape debris around clubhouse pool.

**5Dii.**

**Astoria Community Development  
District**

**ANNUAL FINANCIAL REPORT**

**September 30, 2021**



**Asturia Community Development District**

**ANNUAL FINANCIAL REPORT**

**September 30, 2021**

**TABLE OF CONTENTS**

	<u>Page Number</u>
REPORT OF INDEPENDENT AUDITORS	1-2
MANAGEMENT’S DISCUSSION AND ANALYSIS	3-8
BASIC FINANCIAL STATEMENTS:	
Government-wide Financial Statements:	
Statement of Net Position	9
Statement of Activities	10
Fund Financial Statements:	
Balance Sheet – Governmental Funds	11
Reconciliation of Total Governmental Fund Balances to Net Position of Governmental Activities	12
Statement of Revenues, Expenditures and Changes in Fund Balances – Governmental Funds	13
Reconciliation of the Statement of Revenues, Expenditures and Changes in Fund Balances of Governmental Funds to the Statement of Activities	14
Statement of Revenues, Expenditures and Changes in Fund Balances – Budget and Actual – General Fund	15
Notes to Financial Statements	16-28
INDEPENDENT AUDITORS’ REPORT ON INTERNAL CONTROL OVER FINANCIAL REPORTING AND ON COMPLIANCE AND OTHER MATTERS BASED ON AN AUDIT OF FINANCIAL STATEMENTS PERFORMED IN ACCORDANCE WITH GOVERNMENT AUDITING STANDARDS	29-30
MANAGEMENT LETTER	31-34
INDEPENDENT ACCOUNTANTS’ REPORT/COMPLIANCE WITH SECTION 218.415, FLORIDA STATUTES	35



# Berger, Toombs, Elam, Gaines & Frank

Certified Public Accountants PL

600 Citrus Avenue  
Suite 200  
Fort Pierce, Florida 34950

772/461-6120 // 461-1155  
FAX: 772/468-9278

## REPORT OF INDEPENDENT AUDITORS

To the Board of Supervisors  
Asturia Community Development District  
Pasco County, Florida

### Report on the Financial Statements

We have audited the accompanying financial statements of Asturia Community Development District as of and for the year ended September 30, 2021, and the related notes to financial statements, which collectively comprise the District's basic financial statements as listed in the table of contents.

### Management's Responsibility for the Financial Statements

Management is responsible for the preparation and fair presentation of these financial statements in accordance with accounting principles generally accepted in the United States of America; this includes the design, implementation, and maintenance of internal control relevant to the preparation and fair presentation of financial statements that are free from material misstatement, whether due to fraud or error.

### Auditor's Responsibility

Our responsibility is to express an opinion on these financial statements based on our audit. We conducted our audit in accordance with auditing standards generally accepted in the United States of America. Those standards require that we plan and perform the audit to obtain reasonable assurance about whether the financial statements are free from material misstatement.

An audit involves performing procedures to obtain audit evidence about the amounts and disclosures in the financial statements. The procedures selected depend on the auditor's judgment, including the assessment of the risks of material misstatement of the financial statements, whether due to fraud or error. In making those risk assessments, the auditor considers internal control relevant to the entity's preparation and fair presentation of the financial statements in order to design audit procedures that are appropriate in the circumstances, but not for the purpose of expressing an opinion on the effectiveness of the entity's internal control. Accordingly, we express no such opinion. An audit also includes evaluating the appropriateness of accounting policies used and the reasonableness of significant accounting estimates made by management, as well as evaluating the overall presentation of the financial statements.

We believe that the audit evidence we have obtained is sufficient and appropriate to provide a basis for our audit opinion.

Fort Pierce / Stuart

- 1 -



To the Board of Supervisors  
Asturia Community Development District

## Opinion

In our opinion, the basic financial statements referred to above present fairly, in all material respects, the financial position of the governmental activities, and each major fund of Asturia Community Development District as of September 30, 2021, and the respective changes in financial position and the budgetary comparison for the General Fund for the year then ended in conformity with accounting principles generally accepted in the United States of America.

## Other Matters

### *Required Supplementary Information*

Governmental Accounting principles generally accepted in the United States of America require that the Management's Discussion and Analysis be presented to supplement the basic financial statements. Such information, although not a part of the basic financial statements, is required by the *Governmental Accounting Standards Board* who considers it to be an essential part of financial reporting for placing the basic financial statements in an appropriate operational, economic, or historical context. We have applied certain limited procedures to the required supplementary information in accordance with auditing standards generally accepted in the United States of America, which consisted principally of inquiries of management regarding the methods of measurement and presentation of the supplementary information. We do not express an opinion or provide any assurance on the information because the limited procedures do not provide us with sufficient evidence to express an opinion or provide any assurance.

## Other Reporting Required by Government Auditing Standards

In accordance with *Government Auditing Standards*, we have also issued a report dated June 30, 2022 on our consideration of the District's internal control over financial reporting and on our tests of its compliance with certain provisions of laws, regulations and contracts.

The purpose of that report is to describe the scope of our testing of internal control over financial reporting and compliance and the results of that testing, and not to provide an opinion on internal control over financial reporting or on compliance. That report is an integral part of an audit performed in accordance with *Government Auditing Standards* in considering Asturia Community Development District's internal control over financial reporting and compliance.

*Berger Toombs Elam  
Gaines & Frank*

Berger, Toombs, Elam, Gaines & Frank  
Certified Public Accountants PL  
Fort Pierce, Florida

June 30, 2022

**Asturia Community Development District  
MANAGEMENT'S DISCUSSION AND ANALYSIS  
For the Year Ended September 30, 2021**

Management's discussion and analysis of Asturia Community Development District (the "District") financial performance provides an objective and easily readable analysis of the District's financial activities. The analysis provides summary financial information for the District and should be read in conjunction with the District's financial statements.

### **OVERVIEW OF THE FINANCIAL STATEMENTS**

The District's basic financial statements comprise three components; 1) *Government-wide financial statements*, 2) *Fund financial statements*, and 3) *Notes to financial statements*. The *Government-wide financial statements* present an overall picture of the District's financial position and results of operations. The *Fund financial statements* present financial information for the District's major funds. The *Notes to financial statements* provide additional information concerning the District's finances.

The *Government-wide financial statements* are the **statement of net position** and the **statement of activities**. These statements use accounting methods similar to those used by private-sector companies. Emphasis is placed on the net position of governmental activities and the change in net position. Governmental activities are primarily supported by special assessments.

The **statement of net position** presents information on all assets and liabilities of the District, with the difference between assets and liabilities reported as net position. Net position is reported in three categories; 1) net investment in capital assets, 2) restricted, and 3) unrestricted. Assets, liabilities, and net position are reported for all Governmental activities.

The **statement of activities** presents information on all revenues and expenses of the District and the change in net position. Expenses are reported by major function and program revenues relating to those functions are reported, providing the net cost of all functions provided by the District. To assist in understanding the District's operations, expenses have been reported as governmental activities. Governmental activities financed by the District include general government, physical environment, culture/recreation and debt service.

*Fund financial statements* present financial information for governmental funds. These statements provide financial information for the major funds of the District. Governmental fund financial statements provide information on the current assets and liabilities of the funds, changes in current financial resources (revenues and expenditures), and current available resources.

**Astoria Community Development District  
MANAGEMENT'S DISCUSSION AND ANALYSIS  
For the Year Ended September 30, 2021**

**OVERVIEW OF THE FINANCIAL STATEMENTS (CONTINUED)**

*Fund financial statements* include a **balance sheet** and a **statement of revenues, expenditures and changes in fund balances** for all governmental funds. A **statement of revenues, expenditures, and changes in fund balances – budget and actual** is provided for the District's General Fund. *Fund financial statements* provide more detailed information about the District's activities. Individual funds are established by the District to track revenues that are restricted to certain uses or to comply with legal requirements.

The *government-wide financial statements* and the *fund financial statements* provide different pictures of the District. The *government-wide financial statements* provide an overall picture of the District's financial standing. These statements are comparable to private-sector companies and give a good understanding of the District's overall financial health and how the District paid for the various activities, or functions, provided by the District. All assets of the District, including capital assets are reported in the **statement of net position**. All liabilities, including principal outstanding on bonds are included. The **statement of activities** includes depreciation on all long-lived assets of the District, but transactions between the different functions of the District have been eliminated in order to avoid "doubling up" the revenues and expenses. The *fund financial statements* provide a picture of the major funds of the District. In the case of governmental activities, outlays for long lived assets are reported as expenditures and long-term liabilities, such as general obligation bonds, are not included in the fund financial statements. To provide a link from the *fund financial statements* to the *government-wide financial statements*, reconciliations are provided from the *fund financial statements* to the *government-wide financial statements*.

*Notes to financial statements* provide additional detail concerning the financial activities and financial balances of the District. Additional information about the accounting practices of the District, investments of the District, capital assets and long-term debt are some of the items included in the *notes to financial statements*.

**Financial Highlights**

The following are the highlights of financial activity for the year ended September 30, 2021.

- ◆ The District's total assets exceeded total liabilities by \$21,693,643 (net position). Net investment in capital assets for the District was \$21,310,537. Restricted net position was \$373,069. Unrestricted net position was \$10,037.
- ◆ Governmental activities revenues totaled \$1,670,184 while governmental activities expenses totaled \$1,464,465.

**Astoria Community Development District  
MANAGEMENT'S DISCUSSION AND ANALYSIS  
For the Year Ended September 30, 2021**

**OVERVIEW OF THE FINANCIAL STATEMENTS (CONTINUED)**

**Financial Analysis of the District**

The following schedule provides a summary of the assets, liabilities and net position of the District and is presented by category for comparison purposes.

**Net Position**

	<b>Governmental Activities</b>	
	<b>2021</b>	<b>2020</b>
Current assets	\$ 81,065	\$ 130,012
Restricted assets	941,491	1,227,696
Capital assets	30,228,354	30,353,976
Total Assets	<u>31,250,910</u>	<u>31,711,684</u>
Current liabilities	467,267	516,303
Non-current liabilities	9,090,000	9,707,457
Total Liabilities	<u>9,557,267</u>	<u>10,223,760</u>
Net Position		
Net investment in capital assets	21,310,537	20,471,519
Restricted for debt service	373,069	1,006,367
Unrestricted	10,037	10,038
Total Net Position	<u>\$ 21,693,643</u>	<u>\$ 21,487,924</u>

The decrease in restricted assets is related to expenditures exceeding revenues in the Debt Service Fund in the current year.

The decrease in current assets is the result of the decrease in receivables in the current year.

The decrease in capital assets is related to depreciation exceeding capital assets additions in the current year.

The decrease in non-current liabilities is primarily due to the principal payments on long-term debt in the current year.

The increase in net position is related to revenues exceeding expenses in the current year.

**Astoria Community Development District  
MANAGEMENT'S DISCUSSION AND ANALYSIS  
For the Year Ended September 30, 2021**

**OVERVIEW OF THE FINANCIAL STATEMENTS (CONTINUED)**

**Financial Analysis of the District (Continued)**

The following schedule provides a summary of the changes in net position of the District and is presented by category for comparison purposes.

**Change In Net Position**

	<b>Governmental Activities</b>	
	<b>2021</b>	<b>2020</b>
Program Revenues		
Charges for services	\$ 1,625,354	\$ 2,685,373
Contributions	40,964	183,280
General Revenues		
Miscellaneous revenues	3,562	7,947
Investment earnings	304	15,311
Total Revenues	<u>1,670,184</u>	<u>2,891,911</u>
Expenses		
General government	141,864	132,197
Physical environment	466,671	485,479
Culture/recreation	282,274	312,373
Transportation	-	10,236
Interest and other charges	573,656	609,649
Total Expenses	<u>1,464,465</u>	<u>1,549,934</u>
Change in Net Position	205,719	1,341,977
Net Position - Beginning of Year	<u>21,487,924</u>	<u>20,145,947</u>
Net Position - End of Year	<u>\$ 21,693,643</u>	<u>\$ 21,487,924</u>

The decrease in charges for services is related to the decrease in special assessment prepayments in the current year.

The decrease in contributions is related to less contributions needed in the current year.

The decrease in physical environment is related to less landscape maintenance costs in the current year.

The decrease in culture/recreation is related to lower wildlife management service, fitness equipment and amenity maintenance expenses in the current year.

**Astoria Community Development District  
MANAGEMENT'S DISCUSSION AND ANALYSIS  
For the Year Ended September 30, 2021**

**OVERVIEW OF THE FINANCIAL STATEMENTS (CONTINUED)**

**Capital Assets Activity**

The following schedule provides a summary of the District's capital assets as of September 30, 2021 and 2020:

	<b>Governmental Activities</b>	
	<b>2021</b>	<b>2020</b>
Land and improvements	\$ 2,668,596	\$ 2,668,596
Construction in progress	-	25,135,813
Buildings and improvements	3,110,094	3,110,094
Infrastructure	25,144,253	-
Equipment	82,793	82,793
Accumulated depreciation	(777,382)	(643,320)
Total Capital Assets, net	<u>\$30,228,354</u>	<u>\$30,353,976</u>

The capital asset activity in the current year included transfers from to construction in progress of \$25,135,813, additions to infrastructure of \$25,144,253, and depreciation of \$134,062.

**General Fund Budgetary Highlights**

The final budget was less than actual expenditures in the current year because transfers out were more than anticipated.

The September 30, 2021 budget was amended for streetlight expenditures that were more than originally anticipated.

**Debt Management**

Governmental Activities debt includes the following:

- In December 2014, the District issued \$7,910,000 Series 2014A-1 Special Assessment Bonds. These bonds were issued to finance the cost of acquiring, constructing, and equipping assessable improvements of the Series 2014A Project. As of September 30, 2021, the balance outstanding was \$7,210,000.
- In August 2016, the District issued \$2,115,000 Series 2016A-1 Special Assessment Bonds. These bonds were issued to finance the cost of acquiring, constructing, and equipping assessable improvements of the Series 2016A Project. As of September 30, 2021, the balance outstanding was \$1,940,000.



**Astoria Community Development District  
MANAGEMENT'S DISCUSSION AND ANALYSIS  
For the Year Ended September 30, 2021**

**OVERVIEW OF THE FINANCIAL STATEMENTS (CONTINUED)**

**Debt Management (Continued)**

- In May 2018, the District issued \$4,410,000 Series 2018A-2 Special Assessment Bonds. These bonds were issued to finance the cost of acquiring, constructing, and equipping assessable improvements of the Series 2018A-2 Project. As of September 30, 2021, the balance outstanding was \$120,000.

**Economic Factors and Next Year's Budget**

Astoria Community Development District does not expect any economic factors to have any significant effect on the financial position or results of operations of the District for the year ended September 30, 2022.

**Request for Information**

The financial report is designed to provide a general overview of Astoria Community Development District's finances for all those with an interest. Questions concerning any of the information provided in this report or requests for additional information should be addressed to the Astoria Community Development District, Inframark Infrastructure Management Services, 210 N. University Drive, Suite 702, Coral Springs, Florida 33071.

**Asturia Community Development District**  
**STATEMENT OF NET POSITION**  
**September 30, 2021**

	<u><b>Governmental Activities</b></u>
<b>ASSETS</b>	
Current Assets	
Cash	\$ 54,718
Assessments receivable	8,821
Prepaid expenses	208
Deposits	17,318
Total Current Assets	<u>81,065</u>
Non-current Assets	
Restricted assets	
Investments	941,491
Capital assets, not being depreciated	
Land and improvements	2,668,596
Capital assets being depreciated	
Buildings and improvements	3,110,094
Infrastructure	25,144,253
Equipment	82,793
Less: accumulated depreciation	(777,382)
Total Non-current Assets	<u>31,169,845</u>
Total Assets	<u>31,250,910</u>
<b>LIABILITIES</b>	
Current Liabilities	
Accounts payable and accrued expenses	32,316
Unearned revenues	33,127
Deposits	1,000
Accrued interest	220,824
Bonds payable	180,000
Total Current Liabilities	<u>467,267</u>
Non-current liabilities	
Bonds payable	<u>9,090,000</u>
Total Liabilities	<u>9,557,267</u>
<b>NET POSITION</b>	
Net investment in capital assets	21,310,537
Restricted for debt service	267,506
Restricted for capital projects	105,563
Unrestricted	10,037
Total Net Position	<u><u>\$ 21,693,643</u></u>

*See accompanying notes to financial statements.*

**Asturia Community Development District  
STATEMENT OF ACTIVITIES  
For The Year Ended September 30, 2021**

<u>Functions/Programs</u>	<u>Expenses</u>	<u>Program Revenues</u>		<u>Net (Expense)</u>
		<u>Charges for</u> <u>Services</u>	<u>Operating</u> <u>Contributions</u>	<u>Revenues and</u> <u>Changes in</u> <u>Net Position</u> <u>Governmental</u> <u>Activities</u>
Governmental Activities				
General government	\$ (141,864)	\$ 133,668	\$ 7,679	\$ (517)
Physical environment	(466,671)	439,711	25,262	(1,698)
Culture/recreation	(282,274)	139,650	8,023	(134,601)
Interest and other charges	(573,656)	912,325	-	338,669
Total Governmental Activities	<u>\$ (1,464,465)</u>	<u>\$ 1,625,354</u>	<u>\$ 40,964</u>	<u>201,853</u>
<b>General revenues:</b>				
				3,562
				304
				<u>3,866</u>
				205,719
				21,487,924
				<u>\$ 21,693,643</u>

See accompanying notes to financial statements.

**Astoria Community Development District  
BALANCE SHEET –  
GOVERNMENTAL FUNDS  
September 30, 2021**

	General	Debt Service	Capital Projects	Total Governmental Funds
<b>ASSETS</b>				
Cash	\$ 54,718	\$ -	\$ -	\$ 54,718
Assessments receivable	4,236	4,585	-	8,821
Prepaid expenses	208	-	-	208
Deposits	17,318	-	-	17,318
Restricted assets:				
Investments, at fair value	-	835,928	105,563	941,491
Total Assets	<u>\$ 76,480</u>	<u>\$ 840,513</u>	<u>\$ 105,563</u>	<u>\$ 1,022,556</u>
<b>LIABILITIES AND FUND BALANCES</b>				
<b>LIABILITIES</b>				
Accounts payable and accrued expenses	\$ 32,316	\$ -	\$ -	\$ 32,316
Unearned revenues	33,127	-	-	33,127
Deposits payable	1,000	-	-	1,000
Total Liabilities	<u>66,443</u>	<u>-</u>	<u>-</u>	<u>66,443</u>
<b>FUND BALANCES</b>				
Nonspendable:				
Prepaid expenses	208	-	-	208
Deposits	17,318	-	-	17,318
Restricted:				
Debt service	-	840,513	-	840,513
Capital projects	-	-	105,563	105,563
Unassigned:	(7,489)	-	-	(7,489)
Total Fund Balances	<u>10,037</u>	<u>840,513</u>	<u>105,563</u>	<u>956,113</u>
Total Liabilities and Fund Balances	<u>\$ 76,480</u>	<u>\$ 840,513</u>	<u>\$ 105,563</u>	<u>\$ 1,022,556</u>

See accompanying notes to financial statements.

**Astoria Community Development District**  
**RECONCILIATION OF TOTAL GOVERNMENTAL FUND BALANCES**  
**TO NET POSITION OF GOVERNMENTAL ACTIVITIES**  
**September 30, 2021**

Total Governmental Fund Balances	\$	956,113
Amounts reported for governmental activities in the Statement of Net Position are different because:		
Capital assets, land and improvements, \$2,668,596, buildings and improvements \$3,110,094, infrastructure, \$25,144,253, and equipment, \$82,793, net of accumulated depreciation, \$(777,382), are not current financial resources and therefore, are not reported at the fund level.		30,228,354
Long-term liabilities, including bonds payable, are not due and payable in the current period and therefore, are not reported at the fund level.		(9,270,000)
Accrued interest expense for long-term debt is not a current financial use and therefore, is not reported at the fund level.		<u>(220,824)</u>
Net Position of Governmental Activities	\$	<u><u>21,693,643</u></u>

*See accompanying notes to financial statements.*

**Astoria Community Development District**  
**STATEMENT OF REVENUES, EXPENDITURES AND CHANGES IN FUND BALANCES –**  
**GOVERNMENTAL FUNDS**  
**For The Year Ended September 30, 2021**

	General	Debt Service	Capital Projects	Total Governmental Funds
Revenues				
Special assessments	\$ 713,029	\$ 912,325	\$ -	\$ 1,625,354
Developer contributions	40,964	-	-	40,964
Miscellaneous revenues	3,562	-	-	3,562
Investment earnings	25	256	23	304
Total Revenues	<u>757,580</u>	<u>912,581</u>	<u>23</u>	<u>1,670,184</u>
Expenditures				
Current				
General government	141,864	-	-	141,864
Physical environment	466,671	-	-	466,671
Culture/recreation	148,212	-	-	148,212
Capital outlay	-	-	8,440	8,440
Debt service				
Principal	-	645,000	-	645,000
Interest	-	556,254	-	556,254
Total Expenditures	<u>756,747</u>	<u>1,201,254</u>	<u>8,440</u>	<u>1,966,441</u>
Total Revenues Over/(Under) Expenditures	<u>833</u>	<u>(288,673)</u>	<u>(8,417)</u>	<u>(296,257)</u>
Other Financing Sources/(Uses)				
Transfers in	112,360	113,194	113,204	338,758
Transfers out	(113,194)	(225,564)	-	(338,758)
Total Other Financing Sources/(Uses)	<u>(834)</u>	<u>(112,370)</u>	<u>113,204</u>	<u>-</u>
Net change in fund balances	(1)	(401,043)	104,787	(296,257)
Fund Balances - Beginning of Year	<u>10,038</u>	<u>1,241,556</u>	<u>776</u>	<u>1,252,370</u>
Fund Balances - End of Year	<u>\$ 10,037</u>	<u>\$ 840,513</u>	<u>\$ 105,563</u>	<u>\$ 956,113</u>

See accompanying notes to financial statements.

**Astoria Community Development District  
 RECONCILIATION OF THE STATEMENT OF REVENUES, EXPENDITURES AND  
 CHANGES IN FUND BALANCES OF GOVERNMENTAL FUNDS TO THE  
 STATEMENT OF ACTIVITIES  
 For The Year Ended September 30, 2021**

Net Change in Fund Balances - Total Governmental Funds \$ (296,257)

Amounts reported for governmental activities in the Statement of Activities are different because:

Governmental funds report capital outlays. However, in the Statement of Activities the costs of those assets is allocated over their estimated useful lives as depreciation. This is the amount that capital outlay, \$8,440, was exceeded by depreciation, \$(134,062), in the current period. (125,622)

Repayment of bond principal is an expenditure in the governmental funds, but the repayment reduces long-term liabilities in the Statement of Net Position. 645,000

Amortization of bond discount does not require the use of current resources and therefore, is not reported in the governmental funds. This is the amount of amortization in the current period. (32,543)

In the Statement of Activities, interest is accrued on outstanding bonds; whereas in governmental funds, interest expenditures are reported when due. This is the net amount between the prior year and the current year accruals. 15,141

Change in Net Position of Governmental Activities \$ 205,719

*See accompanying notes to financial statements.*

**Astoria Community Development District**  
**STATEMENT OF REVENUES, EXPENDITURES AND**  
**CHANGES IN FUND BALANCES – BUDGET AND ACTUAL –**  
**GENERAL FUND**  
**For the Year Ended September 30, 2021**

	<u>Original Budget</u>	<u>Final Budget</u>	<u>Actual</u>	<u>Variance With Final Budget Positive (Negative)</u>
Revenues				
Special assessments	\$ 709,007	\$ 713,029	\$ 713,029	\$ -
Developer contributions	20,000	36,165	40,964	4,799
Miscellaneous revenues	2,500	3,562	3,562	-
Investment earnings	-	-	25	25
Total Revenues	<u>731,507</u>	<u>752,756</u>	<u>757,580</u>	<u>4,824</u>
Expenditures				
Current				
General government	113,214	113,214	141,864	(28,650)
Physical environment	452,182	473,431	466,671	6,760
Culture/recreation	166,111	166,111	148,212	17,899
Total Expenditures	<u>731,507</u>	<u>752,756</u>	<u>756,747</u>	<u>(3,991)</u>
Total Revenues Over/(Under) Expenditures	<u>-</u>	<u>-</u>	<u>833</u>	<u>833</u>
Other Financing Sources/(Uses)				
Transfers in	-	-	112,360	112,360
Transfers out	-	-	(113,194)	(113,194)
Total Other Financing Sources/(Uses)	<u>-</u>	<u>-</u>	<u>(834)</u>	<u>(834)</u>
Net change in fund balances	-	-	(1)	(1)
Fund Balances - Beginning of Year	<u>-</u>	<u>-</u>	<u>10,038</u>	<u>10,038</u>
Fund Balances - End of Year	<u>\$ -</u>	<u>\$ -</u>	<u>\$ 10,037</u>	<u>\$ 10,037</u>

See accompanying notes to financial statements.



**Asturia Community Development District**  
**NOTES TO FINANCIAL STATEMENTS**  
**September 30, 2021**

**NOTE A – SUMMARY OF SIGNIFICANT ACCOUNTING POLICIES**

The financial statements of the District have been prepared in conformity with generally accepted accounting principles (GAAP) as applied to governmental units. The Governmental Accounting Standards Board (GASB) is the accepted standard-setting body for establishing governmental accounting and financial reporting principles. The District's more significant accounting policies are described below.

**1. Reporting Entity**

The District was established on August 5, 2014, pursuant to the Uniform Community Development District Act of 1980, Chapter 190, Florida Statutes, by Pasco County Ordinance 14-17. The District was established for the purposes of financing and managing the acquisition, construction, maintenance and operation of the infrastructure necessary for community development within its jurisdiction. The District is authorized to issue bonds for the purpose, among others, of financing, funding, planning, establishing, acquiring, constructing district roads, landscaping, and other basic infrastructure projects within or outside the boundaries of the Asturia Community Development District. The District is governed by a five-member Board of Supervisors. All members are elected on an at large basis by qualified electors that reside within the District. The District operates within the criteria established by Chapter 190, Florida Statutes.

As required by GAAP, these financial statements present the Asturia Community Development District (the primary government) as a stand-alone government. The reporting entity for the District includes all functions of government in which the District's Board exercises oversight responsibility including, but not limited to, financial interdependency, selection of governing authority, designation of management, significant ability to influence operations and accountability for fiscal matters.

Based upon the application of the above-mentioned criteria as set forth by the Governmental Accounting Standards Board, the District has identified no component units.

**2. Measurement Focus and Basis of Accounting**

The basic financial statements of the District are composed of the following:

- Government-wide financial statements
- Fund financial statements
- Notes to financial statements

**Astoria Community Development District**  
**NOTES TO FINANCIAL STATEMENTS**  
**September 30, 2021**

**NOTE A – SUMMARY OF SIGNIFICANT ACCOUNTING POLICIES (CONTINUED)**

**2. Measurement Focus and Basis of Accounting (Continued)**

**a. Government-wide Financial Statements**

The government-wide financial statements are reported using the economic resources measurement focus and the accrual basis of accounting. Government-wide financial statements report all non-fiduciary information about the reporting government as a whole. These statements include all the governmental activities of the primary government. The effect of interfund activity has been removed from these statements.

Governmental activities are supported by special assessments and interest. Program revenues are netted with program expenses in the statement of activities to present the net cost of each program.

Amounts paid to acquire capital assets are capitalized as assets, rather than reported as an expenditure. Proceeds of long-term debt are recorded as liabilities in the government-wide financial statements, rather than as an other financing source.

Amounts paid to reduce long-term indebtedness of the reporting government are reported as a reduction of the related liability, rather than as an expenditure.

**b. Fund Financial Statements**

The underlying accounting system of the District is organized and operated on the basis of separate funds, each of which is considered to be a separate accounting entity. The operations of each fund are accounted for with a separate set of self-balancing accounts that comprise its assets, liabilities, fund equity, revenues and expenditures or expenses, as appropriate. Governmental resources are allocated to and accounted for in individual funds based upon the purposes for which they are to be spent and the means by which spending activities are controlled.

Fund financial statements for the primary government's governmental funds are presented after the government-wide financial statements. These statements display information about major funds individually.

**Astoria Community Development District**  
**NOTES TO FINANCIAL STATEMENTS**  
**September 30, 2021**

**NOTE A – SUMMARY OF SIGNIFICANT ACCOUNTING POLICIES (CONTINUED)**

**2. Measurement Focus and Basis of Accounting (Continued)**

**b. Fund Financial Statements (Continued)**

**Governmental Funds**

The District classifies fund balance according to Governmental Accounting Standards Board Statement 54 – Fund Balance Reporting and Governmental Fund Type Definitions. The Statement requires the fund balance for governmental funds to be reported in classifications that comprise a hierarchy based primarily on the extent to which the government is bound to honor constraints on the specific purposes for which amounts in those funds can be spent.

The District has various policies governing the fund balance classifications.

**Nonspendable Fund Balance** – This classification consists of amounts that cannot be spent because they are either not in spendable form or are legally or contractually required to be maintained intact.

**Restricted Fund Balance** – This classification includes amounts that can be spent only for specific purposes stipulated by constitution, external resource providers, or through enabling legislation.

**Assigned Fund Balance** – This classification consists of the Board of Supervisors' intent to be used for specific purposes, but are neither restricted nor committed. The assigned fund balances can also be assigned by the District's management company.

**Unassigned Fund Balance** – This classification is the residual classification for the government's general fund and includes all spendable amounts not contained in the other classifications. Unassigned fund balance is considered to be utilized first when an expenditure is incurred for purposes for which amounts in any of those unrestricted fund balance classifications could be used.

**Fund Balance Spending Hierarchy** – For all governmental funds except special revenue funds, when restricted, committed, assigned, and unassigned fund balances are combined in a fund, qualified expenditures are paid first from restricted or committed fund balance, as appropriate, then assigned and finally unassigned fund balances.

**Asturia Community Development District  
NOTES TO FINANCIAL STATEMENTS  
September 30, 2021**

**NOTE A – SUMMARY OF SIGNIFICANT ACCOUNTING POLICIES (CONTINUED)**

**2. Measurement Focus and Basis of Accounting (Continued)**

**b. Fund Financial Statements (Continued)**

**Governmental Funds (Continued)**

Governmental fund financial statements are reported using the current financial resources measurement focus and the modified accrual basis of accounting. Revenues are considered to be available when they are collected within the current period or soon thereafter to pay liabilities of the current period. For this purpose, the District considers revenues to be available if they are collected within 60 days of the end of the current fiscal period.

Expenditures generally are recorded when a liability is incurred, as under accrual accounting. Interest associated with the current fiscal period is considered to be an accrual item and so has been recognized as revenue of the current fiscal period.

Under the current financial resources measurement focus, only current assets and current liabilities are generally included on the balance sheet. The reported fund balance is considered to be a measure of “available spendable resources”.

Governmental fund operating statements present increases (revenues and other financing sources) and decreases (expenditures and other financing uses) in net current assets. Accordingly, they are said to present a summary of sources and uses of “available spendable resources” during a period.

Because of their spending measurement focus, expenditure recognition for governmental fund types excludes amounts represented by non-current liabilities. Since they do not affect net current assets, such long-term amounts are not recognized as governmental fund type expenditures or fund liabilities.

Amounts expended to acquire capital assets are recorded as expenditures in the year that resources are expended, rather than as fund assets. The proceeds of long-term debt are recorded as an other financing source rather than as a fund liability.

Debt service expenditures are recorded only when payment is due.

**3. Basis of Presentation**

**a. Governmental Major Funds**

General Fund – The General Fund is the District’s primary operating fund. It accounts for all financial resources of the general government, except those required to be accounted for in another fund.

**Asturia Community Development District  
NOTES TO FINANCIAL STATEMENTS  
September 30, 2021**

**NOTE A – SUMMARY OF SIGNIFICANT ACCOUNTING POLICIES (CONTINUED)**

**3. Basis of Presentation (Continued)**

**a. Governmental Major Funds (Continued)**

Debt Service Fund – Accounts for debt service requirements to retire certain special assessment revenue bonds which were used to finance the construction of District infrastructure improvements. The bonds are secured by a first lien on and pledge of the special assessment revenues and pledged funds.

Capital Projects Fund – The Capital Projects Fund accounts for acquisition and construction of infrastructure improvements located within the boundaries of the District.

**b. Non-current Governmental Assets/Liabilities**

GASB Statement 34 requires that non-current governmental assets, such as land and improvements, and non-current governmental liabilities, such as general obligation bonds and due to developer be reported in the governmental activities column in the government-wide Statement of Net Position.

**4. Assets, Liabilities, and Net Position or Equity**

**a. Cash and Investments**

Florida Statutes require state and local governmental units to deposit monies with financial institutions classified as "Qualified Public Depositories," a multiple financial institution pool whereby groups of securities pledged by the various financial institutions provide common collateral from their deposits of public funds. This pool is provided as additional insurance to the federal depository insurance and allows for additional assessments against the member institutions, providing full insurance for public deposits.

The District is authorized to invest in those financial instruments as established by Section 218.415, Florida Statutes. The authorized investments consist of:

1. Direct obligations of the United States Treasury;
2. The Local Government Surplus Funds Trust or any intergovernmental investment pool authorized pursuant to the Florida Interlocal Cooperative Act of 1969;
3. Interest-bearing time deposits or savings accounts in authorized qualified public depositories;
4. Securities and Exchange Commission, registered money market funds with the highest credit quality rating from a nationally recognized rating agency.

**Asturia Community Development District  
NOTES TO FINANCIAL STATEMENTS  
September 30, 2021**

**NOTE A – SUMMARY OF SIGNIFICANT ACCOUNTING POLICIES (CONTINUED)**

**4. Assets, Liabilities, and Net Position or Equity (Continued)**

**b. Restricted Net Position**

Certain net position of the District is classified as restricted on the Statement of Net Position because their use is limited either by law through constitutional provisions or enabling legislation; or by restrictions imposed externally by creditors. In a fund with both restricted and unrestricted net position, qualified expenses are considered to be paid first from restricted net position and then from unrestricted net position.

**c. Capital Assets**

Capital assets, which include land and improvements, buildings and improvements, infrastructure, and equipment, are reported in the governmental activities column.

The District defines capital assets as assets with an initial, individual cost of \$5,000 or more and an estimated useful life in excess of two years. The valuation basis for all assets is historical cost.

The costs of normal maintenance and repairs that do not add to the value of the asset or materially extend its useful life are not capitalized.

Major outlays for capital assets and improvements are capitalized as projects are constructed.

Depreciation is computed utilizing the straight-line method over the estimated useful lives of the assets. The estimated useful lives of the various classes of depreciable capital assets are as follows;

Buildings and improvements	25 years
Infrastructure	50 years
Equipment	5 years

**d. Budgets**

Budgets are prepared and adopted after a public hearing for the governmental funds, pursuant to Chapter 190, Florida Statutes. The District utilizes the same basis of accounting for budgets as it does for revenues and expenditures in its various funds. The legal level of budgetary control is at the fund level. All budgeted appropriations lapse at year end. Formal budgets are adopted for the general and debt service funds. As a result, deficits in the budget columns of the accompanying financial statements may occur.

**Asturia Community Development District  
NOTES TO FINANCIAL STATEMENTS  
September 30, 2021**

**NOTE B – CASH AND INVESTMENTS**

All deposits are held in qualified public depositories and are included on the accompanying balance sheet as cash and investments.

Custodial Credit Risk – Deposits

Custodial credit risk is the risk that in the event of a bank failure, the District's deposits may not be returned to it. The District does not have a formal deposit policy for custodial credit risk; however, they follow the provisions of Chapter 280, Florida Statutes regarding deposits and investments. As of September 30, 2021, the District's bank balance was \$81,034 and the carrying value was \$54,898. Exposure to custodial credit risk was as follows. The District maintains all deposits in a qualified public depository in accordance with the provisions of Chapter 280, Florida Statutes, which means that all deposits are fully insured by Federal Depositors Insurance or collateralized under Chapter 280, Florida Statutes.

As of September 30, 2021, the District had the following investments and maturities:

<u>Investment</u>	<u>Maturity Date</u>	<u>Fair Value</u>
Goldman Sachs Government Fund	38 days*	<u>\$ 941,311</u>

\*Maturity is a weighted average maturity.

The District categorizes its fair value measurements within the fair value hierarchy recently established by generally accepted accounting principles. The fair value is the price that would be received to sell an asset, or paid to transfer a liability, in an orderly transaction between market participants at the measurement date. The hierarchy is based on the valuation inputs used to measure the fair value of the asset. The District uses a market approach in measuring fair value that uses prices and other relevant information generated by market transactions involving identical or similar assets, liabilities, or groups of assets and liabilities.

Assets or liabilities are classified into one of three levels. Level 1 is the most reliable and is based on quoted price for identical assets, or liabilities, in an active market. Level 2 uses significant other observable inputs when obtaining quoted prices for identical or similar assets, or liabilities, in markets that are not active. Level 3 is the least reliable and uses significant unobservable inputs that use the best information available under the circumstances, which includes the District's own data in measuring unobservable inputs.

Based on the criteria in the preceding paragraph, the investment in Goldman Sachs Government Fund is a Level 1 asset.

**Asturia Community Development District  
NOTES TO FINANCIAL STATEMENTS  
September 30, 2021**

**NOTE B – CASH AND INVESTMENTS (CONTINUED)**

Interest Rate Risk

The District does not have a formal investment policy that limits investment maturities as a means of managing its exposure to fair value losses arising from increasing interest rates.

Credit Risk

The District's investments are limited by state statutory requirements and bond compliance. The District has no investment policy that would further limit its investment choices. As of September 30, 2021, the District's investment in Goldman Sachs Government Fund was rated AAAM by Standard and Poor's.

Concentration of Credit Risk

The District places no limit on the amount it may invest in any one fund. The investments in Goldman Sachs Government Fund are 100% of the District's total investments.

The types of deposits and investments and their level of risk exposure as of September 30, 2021 were typical of these items during the fiscal year then ended. The District considers any decline in fair value for certain investments to be temporary.

**NOTE C– INTERFUND TRANSFERS**

Interfund transfers for the year ended September 30, 2021, consisted of the following:

<b>Transfers In</b>	<b>Transfers Out</b>		<b>Total</b>
	General Fund	Debt Service Fund	
General Fund	\$ -	\$ 112,360	\$ 112,360
Debt Service Fund	113,194	-	113,194
Capital Projects Fund	-	113,204	113,204
Total	\$ 113,194	\$ 225,564	\$ 338,758

Interfund transfers are related to excess funds from the Series 2016A-2 Bonds.



**Astoria Community Development District  
NOTES TO FINANCIAL STATEMENTS  
September 30, 2021**

**NOTE D – CAPITAL ASSETS**

Capital asset activity for the year ended September 30, 2021 was as follows:

	<u>Balance October 1, 2020</u>	<u>Additions</u>	<u>Deletions</u>	<u>Balance September 30, 2021</u>
<b><u>Governmental Activities:</u></b>				
Capital assets, not being depreciated:				
Land	\$ 2,668,596	\$ -	\$ -	\$ 2,668,596
Construction in progress	25,135,813	-	(25,135,813)	-
Total Capital Assets, Not Depreciated	<u>27,804,409</u>	<u>-</u>	<u>(25,135,813)</u>	<u>2,668,596</u>
Capital assets, being depreciated:				
Buildings and improvements	3,110,094	-	-	3,110,094
Infrastructure	-	25,144,253	-	25,144,253
Equipment	82,793	-	-	82,793
Total Capital Assets, Being Depreciated	<u>3,192,887</u>	<u>25,144,253</u>	<u>-</u>	<u>28,337,140</u>
Less accumulated depreciation for:				
Buildings and improvements	(570,185)	(124,404)	-	(694,589)
Infrastructure	-	-	-	-
Equipment	(73,135)	(9,658)	-	(82,793)
Total Accumulated Depreciation	<u>(643,320)</u>	<u>(134,062)</u>	<u>-</u>	<u>(777,382)</u>
Total Capital Assets Depreciated, Net	<u>2,549,567</u>	<u>25,010,191</u>	<u>-</u>	<u>27,559,758</u>
Governmental Activities Capital Assets	<u>\$ 30,353,976</u>	<u>\$ 25,010,191</u>	<u>\$ (25,135,813)</u>	<u>\$ 30,228,354</u>

Depreciation was charged to culture/recreation, \$134,062.

**NOTE E – LONG-TERM DEBT**

The following is a summary of activity for long-term debt of the Governmental Activities for the year ended September 30, 2021:

Long-term debt at October 1, 2020	\$ 9,915,000
Principal payments	<u>(645,000)</u>
Long-term debt at September 30, 2021	<u>\$ 9,270,000</u>

**Asturia Community Development District**  
**NOTES TO FINANCIAL STATEMENTS**  
**September 30, 2021**

**NOTE E – LONG-TERM DEBT (CONTINUED)**

Long-term debt for Governmental Activities is comprised of the following:

**Special Assessment Bonds**

\$7,910,000 Series 2014A-1 Special Assessment Bonds are due in annual principal installments beginning May 2016 maturing May 2045. Interest at various rates between 5.75% and 5.9% is due May and November. Current portion is \$140,000. \$ 7,210,000

\$2,115,000 Series 2016A-1 Special Assessment Bonds are due in annual principal installments beginning May 2017 maturing May 2046. Interest at various rates between 3.875% and 5.375% is due May and November. Current portion is \$40,000. 1,940,000

\$4,410,000 Series 2018A-2 Special Assessment Bonds are due in annual principal installments beginning November 2018 maturing November 2025. Interest at a rate of 5.75% is due May and November. 120,000

Bond Payable at September 30, 2021 \$ 9,270,000

The annual requirements to amortize the principal and interest of bonded debt outstanding as of September 30, 2021 are as follows:

Year Ending September 30,	Principal	Interest	Total
2022	\$ 180,000	\$ 529,978	\$ 709,978
2023	190,000	520,108	710,108
2024	205,000	509,663	714,663
2025	215,000	498,415	713,415
2026	345,000	483,143	828,143
2027-2031	1,345,000	2,193,312	3,538,312
2032-2036	1,790,000	1,764,999	3,554,999
2037-2041	2,390,000	1,185,317	3,575,317
2042-2046	2,610,000	405,628	3,015,628
Totals	<u>\$ 9,270,000</u>	<u>\$ 8,090,563</u>	<u>\$ 17,360,563</u>

**Astoria Community Development District  
NOTES TO FINANCIAL STATEMENTS  
September 30, 2021**

**NOTE E– LONG-TERM DEBT (CONTINUED)**

Summary of Significant Bond Resolution Terms and Covenants

**Special Assessment Bonds**

Significant Bond Provisions

The Series 2014A-1 Bonds are subject to redemption at the option of the District prior to their maturity, in whole or in part, at any time after May 1, 2025, at a redemption price equal to the principal amount of the Series 2014A-1 Bonds to be redeemed, together with accrued interest to the date of redemption. The Series 2014A-1 are subject to extraordinary mandatory redemption prior to maturity in the manner determined by the Bond Registrar if certain events occurred as outlined in the Trust Indenture.

The Series 2016A-1 Bonds are subject to redemption at the option of the District prior to their maturity, in whole or in part, at any time after May 1, 2026, at a redemption price equal to the principal amount of the Series 2016A-1 Bonds to be redeemed, together with accrued interest to the date of redemption. The Series 2016A-1 are subject to extraordinary mandatory redemption prior to maturity in the manner determined by the Bond Registrar if certain events occurred as outlined in the Trust Indenture.

The Series 2018A-2 Bonds are not subject to optional redemption prior to their maturity. The Series 2018A-2 are subject to extraordinary mandatory redemption prior to maturity in the manner determined by the Bond Registrar if certain events occurred as outlined in the Trust Indenture.

The Trust Indenture established certain amounts be maintained in a reserve account. In addition, the Trust Indenture has certain restrictions and requirements relating principally to the use of proceeds to pay for the infrastructure improvements and the procedures to be followed by the District on assessments to property owners. The District agrees to levy special assessments in annual amounts adequate to provide payment of debt service and to meet the reserve requirements.

Depository Funds

The bond resolution establishes certain funds and determines the order in which revenues are to be deposited into these funds. A description of the significant funds, including their purposes, is as follows:

Reserve Funds – The Series 2014A-1 and Series 2016A-1 Reserve Accounts were funded from the proceeds of the Series 2014A-1 and Series 2016A-1 Bonds in amounts equal to 50 percent of the maximum annual debt service outstanding for the Series 2014A-1 and Series 2016A-1 Bonds. Monies held in the reserve accounts will be used only for the purposes established in the Trust Indenture.

**Asturia Community Development District  
NOTES TO FINANCIAL STATEMENTS  
September 30, 2021**

**NOTE E – LONG-TERM DEBT (CONTINUED)**

Depository Funds (Continued)

The following is a schedule of required reserve balances as of September 30, 2021:

	Reserve Balance	Reserve Requirement
Special Assessment Bonds, Series 2014A-1	\$ 287,930	\$ 280,882
Special Assessment Bonds, Series 2016A-1	\$ 72,981	\$ 71,302

**NOTE F – SPECIAL ASSESSMENT REVENUES**

Assessments are non-ad valorem assessments on benefitted property within the District. Operation and Maintenance Assessments are based upon adopted budget and levied annually. Debt Service Assessments are levied when bonds are issued and collected annually. The District may collect assessments directly or utilize the uniform method of collections (Chapter 197.3632, Florida Statutes). Direct collected assessments are due as determined by an annual assessment resolution adopted by the Board of Supervisors. Per Section 197.162, Florida Statutes discounts are allowed for early payment at the rate of 4% in November, 3% in December, 2% in January, and 1% in February. Taxes paid in March are without discount.

Assessments and interest associated with the current fiscal period are all considered to be susceptible to accrual and so have been recognized as revenues of the current fiscal period. Only the portion of assessments receivable due within the current fiscal period is considered to be susceptible to accrual as revenue of the current period. All other revenue items are considered to be measurable and available only when cash is received by the government.

**NOTE G – RISK MANAGEMENT**

The District is exposed to various risks of loss related to torts; theft of, damage to and destruction of assets; errors and omissions; and natural disasters for which the government carries commercial insurance. There were no claims or settled claims from these risks that exceeded commercial insurance coverage.

**NOTE H – ECONOMIC DEPENDENCY**

A substantial portion of the District's activity is dependent upon the continued involvement of the developer, the loss of which could have a materially adverse effect on the District. At September 30, 2021, the developer owned a large portion of the assessable property located within District boundaries.

**Asturia Community Development District  
NOTES TO FINANCIAL STATEMENTS  
September 30, 2021**

**NOTE I – SUBSEQUENT EVENT**

In February 2022, the District fully redeemed the outstanding Series 2018A-2 Bonds in the amount of \$120,000.

In February 2022, the District made prepayments on the Series 2014A-1 and 2016A-1 Bonds in the amounts of \$5,000 and \$15,000, respectively.

In May 2022, the District made prepayments on the Series 2014A-1 and 2016A-1 Bonds in the amounts of \$5,000 and \$5,000, respectively.



# Berger, Toombs, Elam, Gaines & Frank

Certified Public Accountants PL

600 Citrus Avenue  
Suite 200  
Fort Pierce, Florida 34950

772/461-6120 // 461-1155  
FAX: 772/468-9278

## **INDEPENDENT AUDITORS' REPORT ON INTERNAL CONTROL OVER FINANCIAL REPORTING AND ON COMPLIANCE AND OTHER MATTERS BASED ON AN AUDIT OF FINANCIAL STATEMENTS PERFORMED IN ACCORDANCE WITH GOVERNMENT AUDITING STANDARDS**

To the Board of Supervisors  
Asturia Community Development District  
Pasco County, Florida

We have audited, in accordance with the auditing standards generally accepted in the United States of America and the standards applicable to financial audits contained in *Government Auditing Standards* issued by the Comptroller General of the United States, the financial statements of Asturia Community Development District, as of and for the year ended September 30, 2021, and the related notes to the financial statements, and have issued our report thereon dated June 30, 2022.

### **Internal Control Over Financial Reporting**

In planning and performing our audit, we considered Asturia Community Development District's internal control over financial reporting (internal control) as a basis for designing audit procedures that are appropriate in the circumstances for the purpose of expressing our opinions on the financial statements, but not for the purpose of expressing an opinion on the effectiveness of Asturia Community Development District's internal control. Accordingly, we do not express an opinion on the effectiveness of Asturia Community Development District's internal control.

*A deficiency in internal control* exists when the design or operation of a control does not allow management or employees, in the normal course of performing their assigned functions, to prevent, or detect and correct misstatements on a timely basis. *A material weakness* is a deficiency, or combination of deficiencies, in internal control, such that there is a reasonable possibility that a material misstatement of the entity's financial statements will not be prevented, or detected and corrected on a timely basis. *A significant deficiency* is a deficiency, or a combination of deficiencies, in internal control that is less severe than a material weakness, yet important enough to merit attention by those charged with governance.

Our consideration of internal control was for the limited purpose described in the first paragraph of this section and was not designed to identify all deficiencies in internal control that might be material weaknesses or significant deficiencies. Given these limitations, during our audit we did not identify any deficiencies in internal control that we consider to be material weaknesses. However, material weaknesses may exist that have not been identified.



Board of Supervisors  
Astoria Community Development District

### **Compliance and Other Matters**

As part of obtaining reasonable assurance about whether Astoria Community Development District's financial statements are free of material misstatement, we performed tests of its compliance with certain provisions of laws, regulations, contracts, and grant agreements, noncompliance with which could have a direct and material effect on the determination of financial statement amounts. However, providing an opinion on compliance with those provisions was not an objective of our audit, and accordingly, we do not express such an opinion. The results of our tests disclosed no instances of noncompliance or other matters that are required to be reported under *Government Auditing Standards*.

### **Purpose of this Report**

The purpose of this report is solely to describe the scope of our testing of internal control and compliance and the results of that testing, and not to provide an opinion on the effectiveness of the entity's internal control or on compliance. This report is an integral part of an audit performed in accordance with *Government Auditing Standards* in considering the entity's internal control and compliance. Accordingly, this communication is not suitable for any other purpose.

A handwritten signature in cursive script that reads "Berger Toombs Elam Gaines + Frank".

Berger, Toombs, Elam, Gaines & Frank  
Certified Public Accountants PL  
Fort Pierce, Florida

June 30, 2022



# Berger, Toombs, Elam, Gaines & Frank

Certified Public Accountants PL

600 Citrus Avenue  
Suite 200  
Fort Pierce, Florida 34950

772/461-6120 // 461-1155  
FAX: 772/468-9278

## MANAGEMENT LETTER

To the Board of Supervisors  
Asturia Community Development District  
Pasco County, Florida

### Report on the Financial Statements

We have audited the financial statements of the Asturia Community Development District as of and for the year ended September 30, 2021, and have issued our report thereon dated June 30, 2022.

### Auditor's Responsibility

We conducted our audit in accordance with auditing standards generally accepted in the United States; the standards applicable to financial audits contained in *Government Auditing Standards*, issued by the Comptroller General of the United States and Chapter 10.550, Rules of the Florida Auditor General.

### Other Reporting Requirements

We have issued our Independent Auditor's Report on Internal Control over Financial Reporting and on Compliance and Other Matters Based on an Audit of Financial Statements Performed in Accordance with *Government Auditing Standards* and our Independent Auditor's Report on an examination conducted in accordance with AICPA Professionals Standards, AT-C Section 315 regarding compliance requirements in accordance with Chapter 10.550, Rules of the Auditor General. Disclosures in that report, which is dated June 30, 2022, should be considered in conjunction with this management letter.

### Prior Audit Findings

Section 10.554(1)(i)1., Rules of the Auditor General, requires that we determine whether or not corrective actions have been made to address findings and recommendations made in the preceding financial audit report. There were no findings or recommendations noted in the preceding financial audit report.

### Financial Condition

Section 10.554(1)(i)5.a. and 10.556(7), Rules of the Auditor General, requires us to apply appropriate procedures and communicate the results of our determination as to whether or not Asturia Community Development District has met one or more of the conditions described in Section 218.503(1), Florida Statutes, and to identify the specific conditions met. In connection with our audit, we determined that the Asturia Community Development District did not meet any of the conditions described in Section 218.503(1), Florida Statutes.



To the Board of Supervisors  
Asturia Community Development District

Pursuant to Sections 10.554(1)(i)5.b. and 10.556(8), Rules of the Auditor General, we applied financial conditions assessment procedures as of September 30, 2021 for the Asturia Community Development District. It is management's responsibility to monitor the Asturia Community Development District's financial condition; our financial condition assessment was based in part on the representations made by management and the review of the financial information provided by the same.

Section 10.554(1)(i)2., Rules of the Auditor General, requires that we communicate any recommendations to improve financial management. In connection with our audit, we did not have any such recommendations.

### Specific Information

The information provided below was provided by management and has not been audited; therefore, we do not express an opinion or provide any assurance on the information.

As required by Section 218.39(3)(c), Florida Statutes, and Section 10.554(1)(i)6, Rules of the Auditor General, the Asturia Community Development District reported:

- 1) The total number of district employees compensated in the last pay period of the District's fiscal year: 0
- 2) The total number of independent contractors to whom nonemployee compensation was paid in the last month of the District's fiscal year: 14
- 3) All compensation earned by or awarded to employees, whether paid or accrued, regardless of contingency: N/A
- 4) All compensation earned by or awarded to nonemployee independent contractors, whether paid or accrued, regardless of contingency: \$147,820
- 5) Each construction project with a total cost of at least \$65,000 approved by the District that is scheduled to begin on or after October 1, 2020, together with the total expenditures for such project: The District had no construction projects during the year.
- 6) A budget variance based on the budget adopted under Section 189.016(4), Florida Statutes, before the beginning of the fiscal year being reported if the District amends a final adopted budget under Section 189.016(6), Florida Statutes: The budget was amended, see the following page.

As required by Section 218.39(3)(c), Florida Statutes, and Section 10.554(1)(i)8, Rules of the Auditor General, the Asturia Community Development District reported:

- 7) The rate or rates of non-ad valorem special assessments imposed by the District: General Fund, \$1,034 - \$1,230, and Debt Service Fund, \$500 - \$1,350.
- 8) The amount of special assessments collected by or on behalf of the District: Total special assessments collected was \$1,625,354.
- 9) The total amount of outstanding bonds issued by the District and the terms of such bonds: Series 2014A-1 Bonds, \$7,210,000, maturing May 2046, and Series 2016A-1 Bonds, \$1,940,000, maturing May 2046. The Series 2018A-2 Bonds, \$120,000, were paid off in February 2022.



To the Board of Supervisors  
Asturia Community Development District

	<u>Original Budget</u>	<u>Actual</u>	<b>Variance with Original Budget Positive (Negative)</b>
<b>Revenues</b>			
Special assessments	\$ 709,007	\$ 713,029	\$ 4,022
Developer contributions	20,000	40,964	20,964
Interest earnings	-	25	25
Miscellaneous revenues	2,500	3,562	1,062
Total Revenues	<u>731,507</u>	<u>757,580</u>	<u>26,073</u>
<b>Expenditures</b>			
<b>Current</b>			
General government	113,214	141,864	(28,650)
Physical environment	452,182	466,671	(14,489)
Culture and recreation	166,111	148,212	17,899
Total Expenditures	<u>731,507</u>	<u>756,747</u>	<u>(25,240)</u>
Excess of revenues over/(under) expenditures	-	833	833
<b>Other Financing Sources/(Uses)</b>			
Transfers in	-	112,360	112,360
Transfers out	-	(113,194)	(113,194)
Total Other Financing Sources/(Uses)	<u>-</u>	<u>(834)</u>	<u>(834)</u>
Net changes in fund balance	-	(1)	(1)
Fund Balances - October 1, 2020	<u>-</u>	<u>10,038</u>	<u>10,038</u>
Fund Balances - September 30, 2021	<u>\$ -</u>	<u>\$ 10,037</u>	<u>\$ 10,037</u>

**Additional Matters**

Section 10.554(1)(i)3., Rules of the Auditor General, requires us to communicate noncompliance with provisions of contracts or grant agreements, or abuse, that have occurred, or are likely to have occurred, that have an effect on the financial statements that is less than material but which warrants the attention of those charged with governance. In connection with our audit, we did not note any such findings.



To the Board of Supervisors  
Asturia Community Development District

**Purpose of this Letter**

Our management letter is intended solely for the information and use of the Legislative Auditing Committee, members of the Florida Senate and the Florida House of Representatives, the Florida Auditor General, Federal and other granting agencies, the Board of Supervisors, and applicable management, and is not intended to be and should not be used by anyone other than these specified parties.

*Berger Toombs Elam  
Gaines & Frank*

Berger, Toombs, Elam, Gaines & Frank  
Certified Public Accountants PL  
Fort Pierce, Florida

June 30, 2022



**Berger, Toombs, Elam,  
Gaines & Frank**

Certified Public Accountants PL

600 Citrus Avenue  
Suite 200  
Fort Pierce, Florida 34950

772/461-6120 // 461-1155  
FAX: 772/468-9278

**INDEPENDENT ACCOUNTANTS' REPORT/COMPLIANCE WITH  
SECTION 218.415, FLORIDA STATUTES**

To the Board of Supervisors  
Asturia Community Development District  
Pasco County, Florida

We have examined Asturia Community Development District's compliance with Section 218.415, Florida Statutes during the year ended September 30, 2021. Management is responsible for Asturia Community Development District's compliance with those requirements. Our responsibility is to express an opinion on Asturia Community Development District's compliance based on our examination.

Our examination was conducted in accordance with attestation standards established by the American Institute of Certified Public Accountants and, accordingly, included examining, on a test basis, evidence about Asturia Community Development District's compliance with those requirements and performing such other procedures as we considered necessary in the circumstances. We believe that our examination provides a reasonable basis for our opinion. Our examination does not provide a legal determination on Asturia Community Development District's compliance with the specified requirements.

In our opinion, Asturia Community Development District complied, in all material respects, with the aforementioned requirements during the year ended September 30, 2021.

Berger, Toombs, Elam, Gaines & Frank  
Certified Public Accountants PL  
Fort Pierce, Florida

June 30, 2022

**5Diii.**

**TO BE SENT UNDER SEPARATE COVER**

**5Dv.**

<b>Week</b>	<b>02/19/2022 - 02/25/2022</b>	<b>29hr Contract Banked</b>	
<b>Employee Id</b>	<b>701989</b>		
<b>First Name</b>	<b>James</b>		
<b>Last Name</b>	<b>Chambers</b>		
	<b>Date</b>	<b>Hours Per Week</b>	
	02/21/2022	4.00	
	02/22/2022	4.00	
	02/23/2022	4.00	
	02/24/2022	4.00	
	02/25/2022	4.00	
<b>Subtotal</b>		<b>20.00</b>	<b>9.00</b>

<b>Week</b>	<b>02/26/2022 - 03/04/2022</b>		
<b>Employee Id</b>	<b>701989</b>		
<b>First Name</b>	<b>James</b>		
<b>Last Name</b>	<b>Chambers</b>		
	<b>Date</b>	<b>Hours Per Week</b>	
	02/28/2022	5.00	
	03/01/2022	5.00	
	03/02/2022	5.00	
	03/03/2022	4.00	
	03/04/2022	4.00	
<b>Subtotal</b>		<b>23.00</b>	<b>6.00</b>

<b>Week</b>	<b>03/05/2022 - 03/11/2022</b>		
<b>Employee Id</b>	<b>701989</b>		
<b>First Name</b>	<b>James</b>		
<b>Last Name</b>	<b>Chambers</b>		
	<b>Date</b>	<b>Hours Per Week</b>	
	03/07/2022	5.00	
	03/08/2022	5.00	
	03/09/2022	5.00	
	03/10/2022	4.00	
	03/11/2022	4.00	
<b>Subtotal</b>		<b>23.00</b>	<b>6.00</b>

<b>Week</b>	<b>03/12/2022 - 03/18/2022</b>		
<b>Employee Id</b>	<b>701989</b>		
<b>First Name</b>	<b>James</b>		
<b>Last Name</b>	<b>Chambers</b>		
	<b>Date</b>	<b>Hours Per Week</b>	
	03/14/2022	5.00	
	03/15/2022	5.00	
	03/16/2022	5.00	
	03/17/2022	4.00	
	03/18/2022	4.00	
<b>Subtotal</b>		<b>23.00</b>	<b>6.00</b>



**Week** 03/19/2022 - 03/25/2022  
**Employee Id** 701989  
**First Name** James  
**Last Name** Chambers

Date	Hours Per Week	
03/21/2022	5.00	
03/22/2022	5.00	
03/23/2022	5.00	
03/24/2022	4.00	
03/25/2022	4.00	
<b>Subtotal</b>	<b>23.00</b>	6.00

**Week** 03/26/2022 - 04/01/2022  
**Employee Id** 701989  
**First Name** James  
**Last Name** Chambers

Date	Hours Per Week	
03/28/2022	5.00	
03/29/2022	5.00	
03/30/2022	5.00	
03/31/2022	4.00	
04/01/2022	4.00	
<b>Subtotal</b>	<b>23.00</b>	6.00

**Week** 04/02/2022 - 04/08/2022  
**Employee Id** 701989  
**First Name** James  
**Last Name** Chambers

Date	Hours Per Week	
04/04/2022	5.00	
04/05/2022	5.00	
04/06/2022	5.00	
04/07/2022	4.00	
04/08/2022	4.00	
<b>Subtotal</b>	<b>23.00</b>	6.00

**Week** 04/09/2022 - 04/15/2022  
**Employee Id** 701989  
**First Name** James  
**Last Name** Chambers

Date	Hours Per Week	
04/11/2022	5.00	
04/12/2022	5.00	
04/13/2022	5.00	
04/14/2022	4.00	
04/15/2022	4.00	

**Subtotal** **23.00** 6.00

**Week** 04/16/2022 - 04/22/2022

**Employee Id** 701989

**First Name** James

**Last Name** Chambers

Date	Hours Per Week
04/18/2022	5.00
04/19/2022	5.00
04/20/2022	5.00
04/21/2022	4.00
04/22/2022	4.00

**Subtotal** **23.00** 6.00

**Week** 04/23/2022 - 04/29/2022

**Employee Id** 701989

**First Name** James

**Last Name** Chambers

Date	Hours Per Week
04/25/2022	5.00
04/26/2022	5.00
04/27/2022	5.00
04/28/2022	4.00
04/29/2022	4.00

**Subtotal** **23.00** 6.00

**Week** 04/30/2022 - 05/06/2022

**Employee Id** 701989

**First Name** James

**Last Name** Chambers

Date	Hours Per Week
05/02/2022	5.00
05/03/2022	5.00
05/04/2022	5.00
05/05/2022	4.00
05/06/2022	4.00

**Subtotal** **23.00** 6.00

**Week** 05/07/2022 - 05/13/2022

**Employee Id** 701989

**First Name** James

**Last Name** Chambers

Date	Hours Per Week
05/09/2022	5.00
05/10/2022	5.00
05/11/2022	5.00
05/12/2022	4.00

	05/13/2022	4.00	
<b>Subtotal</b>		<b>23.00</b>	6.00

**Week** 05/14/2022 - 05/20/2022  
**Employee Id** 701989  
**First Name** James  
**Last Name** Chambers

Date	Hours Per Week	
05/16/2022	5.00	
05/17/2022	5.00	
05/18/2022	5.00	
05/19/2022	4.00	
05/20/2022	4.00	
<b>Subtotal</b>	<b>23.00</b>	6.00

**Week** 05/21/2022 - 05/27/2022  
**Employee Id** 701989  
**First Name** James  
**Last Name** Chambers

Date	Hours Per Week	
05/23/2022	5.00	
05/24/2022	5.00	
05/25/2022	5.00	
05/26/2022	4.00	
05/27/2022	4.00	
<b>Subtotal</b>	<b>23.00</b>	6.00

**Week** 05/28/2022 - 06/03/2022  
**Employee Id** 701989  
**First Name** James  
**Last Name** Chambers

Date	Hours Per Week	
05/30/2022	4.00	
05/31/2022	5.00	
06/01/2022	6.00	
06/02/2022	5.00	
06/03/2022	5.00	
<b>Subtotal</b>	<b>25.00</b>	4.00

**Week** 06/04/2022 - 06/10/2022  
**Employee Id** 701989  
**First Name** James  
**Last Name** Chambers

Date	Hours Per Week	
06/06/2022	5.00	
06/07/2022	5.00	
06/08/2022	5.00	

	06/09/2022	5.00	
	06/10/2022	5.00	
<b>Subtotal</b>		<b>25.00</b>	4.00

**Week** 06/11/2022 - 06/17/2022  
**Employee Id** 701989  
**First Name** James  
**Last Name** Chambers

	Date	Hours Per Week	
	06/13/2022	5.00	
	06/14/2022	5.00	
	06/15/2022	5.00	
	06/16/2022	5.00	
	06/17/2022	5.00	
<b>Subtotal</b>		<b>25.00</b>	4.00

**Week** 06/18/2022 - 06/24/2022  
**Employee Id** 701989  
**First Name** James  
**Last Name** Chambers

	Date	Hours Per Week	
	06/20/2022	5.00	
	06/21/2022	5.00	
	06/22/2022	5.00	
	06/23/2022	5.00	
	06/24/2022	5.00	
<b>Subtotal</b>		<b>25.00</b>	4.00

**Week** 06/25/2022 - 07/01/2022  
**Employee Id** 701989  
**First Name** James  
**Last Name** Chambers

	Date	Hours Per Week	
	06/27/2022	5.00	
	06/28/2022	5.00	
	06/29/2022	5.00	
	06/30/2022	5.00	
	07/01/2022	5.00	
<b>Subtotal</b>		<b>25.00</b>	4.00

**Week** 07/02/2022 - 07/08/2022  
**Employee Id** 701989  
**First Name** James  
**Last Name** Chambers

	Date	Hours Per Week	
	07/04/2022	4.00	
	07/05/2022	6.00	

	07/06/2022	5.00	
	07/07/2022	5.00	
	07/08/2022	5.00	
<b>Subtotal</b>		<b>25.00</b>	4.00

**Week** 07/09/2022 - 07/15/2022  
**Employee Id** 701989  
**First Name** James  
**Last Name** Chambers

	Date	Hours Per Week	
	07/11/2022	5.00	
	07/12/2022	5.00	
	07/13/2022	5.00	
	07/14/2022	5.00	
	07/15/2022	5.00	
<b>Subtotal</b>		<b>25.00</b>	4.00

**Week** 07/16/2022 - 07/22/2022  
**Employee Id** 701989  
**First Name** James  
**Last Name** Chambers

	Date	Hours Per Week	
	07/18/2022	5.00	
<b>Subtotal</b>		<b>5.00</b>	

115.00

**5Dvii.**

**ASTURIA**  
Community Development District

***Annual Operating and Debt Service Budget***  
**Fiscal Year 2023**

**Modified Tentative Budget**  
(Printed on 7/11/22 4:00pm)

Prepared by:



**Table of Contents**

	<u>Page #</u>
<b><u>OPERATING BUDGET</u></b>	
General Fund	
Summary of Revenues, Expenditures and Changes in Fund Balances .....	1 - 3
Exhibit A - Allocation of Fund Balances .....	4
Reserve Fund.....	5
Budget Narrative .....	6 - 10
<b><u>DEBT SERVICE BUDGETS</u></b>	
Series 2014A-1	
Summary of Revenues, Expenditures and Changes in Fund Balances .....	11
Amortization Schedule .....	12
Series 2016A-1	
Summary of Revenues, Expenditures and Changes in Fund Balances .....	13
Amortization Schedule .....	14
Budget Narrative .....	15
<b><u>SUPPORTING BUDGET SCHEDULES</u></b>	
2023-2022 Non-Ad Valorem Assessment Summary .....	16

---



**Astoria**  
**Community Development District**

**Operating Budget**  
Fiscal Year 2023

**Summary of Revenues, Expenditures and Changes in Fund Balances**  
Fiscal Year 2023 Tentative Modified Budget

ACCOUNT DESCRIPTION	ACTUAL	ADOPTED	ACTUAL	PROJECTED	TOTAL	ANNUAL
	FY 2021	BUDGET FY 2022	THRU JUN - 2022	JUL - SEP - 2022	PROJECTED FY 2022	BUDGET FY 2023
<b>REVENUES</b>						
Interest - Investments	\$ 25	-	\$ 369	\$ 517	\$ 886	\$ -
Room Rentals	-	-	6,459	5,554	12,013	5,000
Interest - Tax Collector	-	-	1	-	1	-
Special Assmnts- Tax Collector	671,236	846,661	894,514	-	894,514	1,054,160
Special Assmnts- CDD Collected	41,793	-	21,267	-	21,267	-
Special Assmnts- Discounts	-	-	(35,014)	-	(35,014)	(42,166)
Developer Contribution	40,964	-	33,127	-	33,127	-
Other Miscellaneous Revenues	-	15,000	15,385	500	15,885	15,000
Access Cards	-	-	236	-	236	500
Event Fees	3,562	-	374	524	898	2,500
<b>TOTAL REVENUES</b>	<b>757,580</b>	<b>861,661</b>	<b>936,718</b>	<b>7,094</b>	<b>943,812</b>	<b>1,034,994</b>
<b>EXPENDITURES</b>						
<i>Administrative</i>						
P/R-Board of Supervisors	7,800	7,600	7,000	5,000	12,000	12,000
FICA Taxes	-	-	490	383	873	918
ProfServ-Administrative	5,400	5,130	855	-	855	-
ProfServ-Arbitrage Rebate	500	1,000	1,000	-	1,000	1,000
ProfServ-Engineering	9,595	5,000	1,956	3,044	5,000	15,000
ProfServ-Legal Services	42,900	27,000	11,674	15,326	27,000	37,000
ProfServ-Mgmt Consulting	19,914	18,918	36,960	14,489	51,449	57,955
ProfServ-Trustee Fees	8,500	8,500	7,458	1,042	8,500	8,500
Assessment Roll	5,000	4,750	4,750	-	4,750	-
Disclosure Report	5,000	5,000	-	-	-	-
Accounting Services	18,000	17,100	2,850	-	2,850	-
Auditing Services	3,600	3,575	-	3,575	3,575	3,575
Website Hosting/Email services	3,818	5,500	2,556	2,944	5,500	5,500
Mailed Notices - Postage	923	600	210	390	600	600
Public Officials Insurance	2,960	3,256	3,871	-	3,871	3,730
Legal Advertising	3,861	1,500	716	784	1,500	1,500
Misc-Assessment Collection Cost	-	-	14,728	-	14,728	21,083
Tax Collector/Property Appraiser Fees	150	150	150	-	150	150
Financial & Revenue Collections	3,600	3,420	570	-	570	-
Dues, Licenses, Subscriptions	175	500	175	-	175	175
<b>Total Administrative</b>	<b>141,696</b>	<b>118,499</b>	<b>97,969</b>	<b>46,976</b>	<b>144,945</b>	<b>168,686</b>
<i>Law Enforcement</i>						
Off Duty Sheriff's Deputies	1,000	-	-	-	-	-
<b>Total Law Enforcement</b>	<b>1,000</b>	<b>-</b>	<b>-</b>	<b>-</b>	<b>-</b>	<b>-</b>

**Summary of Revenues, Expenditures and Changes in Fund Balances**  
Fiscal Year 2023 Tentative Modified Budget

ACCOUNT DESCRIPTION	ACTUAL FY 2021	ADOPTED BUDGET FY 2022	ACTUAL THRU JUN - 2022	PROJECTED JUL - SEP - 2022	TOTAL PROJECTED FY 2022	ANNUAL BUDGET FY 2023
<b>Electric Utility Services</b>						
Electricity - Streetlights	160,929	187,047	83,852	103,195	187,047	205,752
Utility - Irrigation	2,286	1,800	2,483	828	3,311	4,464
Utility Services	574	1,200	216	984	1,200	600
Utility - Recreation Facilities	22,332	21,000	12,379	8,621	21,000	21,000
<b>Total Electric Utility Services</b>	<b>186,121</b>	<b>211,047</b>	<b>98,930</b>	<b>113,628</b>	<b>212,558</b>	<b>231,816</b>
<b>Garbage/Solid Waste Services</b>						
Garbage - Recreation Facility	408	425	554	102	656	468
Solid Waste Assessment	609	625	663	-	663	670
<b>Total Garbage/Solid Waste Services</b>	<b>1,017</b>	<b>1,050</b>	<b>1,217</b>	<b>102</b>	<b>1,319</b>	<b>1,137</b>
<b>Water-Sewer Comb Services</b>						
Utility - Reclaimed Water	56,809	55,000	26,964	28,036	55,000	55,000
<b>Total Water-Sewer Comb Services</b>	<b>56,809</b>	<b>55,000</b>	<b>26,964</b>	<b>28,036</b>	<b>55,000</b>	<b>55,000</b>
<b>Stormwater Control</b>						
Stormwater Assessment	903	900	611	-	611	900
Aquatic Maintenance	7,620	7,760	5,720	2,040	7,760	7,760
<b>Total Stormwater Control</b>	<b>8,523</b>	<b>8,660</b>	<b>6,331</b>	<b>2,040</b>	<b>8,371</b>	<b>8,660</b>
<b>Other Physical Environment</b>						
Field Operations	7,200	7,200	1,200	-	1,200	-
Contracts-Landscape ROW	500	-	-	-	-	-
Insurance - Property	13,528	14,881	8,949	5,932	14,881	17,171
Insurance - General Liability	3,229	3,552	3,579	-	3,579	4,068
R&M-Irrigation	-	1,000	455	545	1,000	2,000
Landscape Maintenance	175,251	202,036	112,762	89,274	202,036	202,036
Landscape Replacement	8,577	2,000	-	2,000	2,000	2,000
Holiday Lighting & Decorations	3,995	2,000	1,965	-	1,965	2,000
<b>Total Other Physical Environment</b>	<b>212,280</b>	<b>232,669</b>	<b>128,910</b>	<b>97,751</b>	<b>226,661</b>	<b>229,275</b>
<b>Contingency</b>						
Misc-Contingency	-	91,367	409	21,958	22,367	178,754
<b>Total Contingency</b>	<b>-</b>	<b>91,367</b>	<b>409</b>	<b>21,958</b>	<b>22,367</b>	<b>178,754</b>
<b>Road and Street Facilities</b>						
R&M-Sidewalks	-	2,000	-	2,000	2,000	2,000
Roadway Repair & Maintenance	921	5,000	-	5,000	5,000	5,000
R&M-Pressure Washing	-	5,000	-	5,000	5,000	18,000
<b>Total Road and Street Facilities</b>	<b>921</b>	<b>12,000</b>	<b>-</b>	<b>12,000</b>	<b>12,000</b>	<b>25,000</b>
<b>Parks and Recreation - General</b>						
Payroll-Salaries	82,101	77,553	8,329	-	8,329	-
ProfServ-Field Mgmt	-	-	14,603	10,223	24,826	40,889
ProfServ-Pool Maintenance	10,440	10,440	7,830	2,610	10,440	12,000
ProfServ-Wildlife Management Service	6,375	2,400	-	2,400	2,400	2,400
Clubhouse - Facility Janitorial Service	1,035	-	-	-	-	-
Contracts-Cleaning Services	-	-	8,948	2,100	11,048	8,400
Contracts-Mgmt Services	11,023	7,800	2,450	-	2,450	-
Contracts-Pest Control	697	660	440	165	605	660
Telephone/Fax/Internet Services	2,827	3,200	2,232	749	2,981	2,981

**Summary of Revenues, Expenditures and Changes in Fund Balances**  
Fiscal Year 2023 Tentative Modified Budget

ACCOUNT DESCRIPTION	ACTUAL	ADOPTED	ACTUAL	PROJECTED	TOTAL	ANNUAL
	FY 2021	BUDGET FY 2022	THRU JUN - 2022	JUL - SEP - 2022	PROJECTED FY 2022	BUDGET FY 2023
R&M-Fitness Equipment	2,590	2,500	330	2,170	2,500	1,500
Amenity Maintenance & Repairs	7,502	2,500	2,992	1,000	2,992	6,000
Facility A/C & Heating Maintenance & Repair	930	1,500	4,875	1,000	5,875	1,500
Boardwalk and Bridge Maintenance	3,200	1,000	-	1,000	1,000	2,500
Pool Furniture repair & replacement	1,802	3,500	1,644	1,856	3,500	3,500
Security System Monitoring & Maint.	3,856	3,800	1,274	180	1,454	11,720
Dog Park Maintenance	168	250	-	250	250	250
Miscellaneous Expenses	-	2,000	925	1,075	2,000	3,000
Office Supplies	1,350	150	139	11	150	250
Clubhouse - Facility Janitorial Supplies	2,706	1,600	748	2,405	3,153	3,600
Park Garbage & Dog Waste Station Supplies	8,216	8,216	5,477	2,739	8,216	8,216
Pool Permits	280	300	280	20	300	300
<b>Total Parks and Recreation - General</b>	<b>147,098</b>	<b>129,369</b>	<b>63,516</b>	<b>31,953</b>	<b>94,469</b>	<b>109,666</b>
<b>Special Events</b>						
Special Events	1,284	2,000	2,000	-	2,000	2,000
<b>Total Special Events</b>	<b>1,284</b>	<b>2,000</b>	<b>2,000</b>	<b>-</b>	<b>2,000</b>	<b>2,000</b>
<b>TOTAL EXPENDITURES</b>	<b>756,749</b>	<b>861,661</b>	<b>426,246</b>	<b>354,444</b>	<b>779,690</b>	<b>1,009,994</b>
<b>Reserves</b>						
Reserve - Pool	-	-	-	-	-	15,000
Reserve - Roadways	-	-	-	-	-	10,000
<b>Total Reserves</b>	<b>-</b>	<b>-</b>	<b>-</b>	<b>-</b>	<b>-</b>	<b>25,000</b>
<b>TOTAL EXPENDITURES &amp; RESERVES</b>	<b>756,749</b>	<b>861,661</b>	<b>426,246</b>	<b>354,444</b>	<b>779,690</b>	<b>1,034,994</b>
Excess (deficiency) of revenues						
Over (under) expenditures	831	-	510,472	(347,349)	164,123	-
<b>OTHER FINANCING SOURCES (USES)</b>						
Interfund Transfer - In	112,360	-	112,530	-	112,530	-
Operating Transfers-Out	(113,194)	-	-	-	-	-
Contribution to (Use of) Fund Balance	-	-	-	-	-	-
<b>TOTAL OTHER SOURCES (USES)</b>	<b>(834)</b>	<b>-</b>	<b>112,530</b>	<b>-</b>	<b>112,530</b>	<b>-</b>
Net change in fund balance	(3)	-	623,002	(347,349)	276,653	-
<b>FUND BALANCE, BEGINNING</b>	<b>-</b>	<b>-</b>	<b>-</b>	<b>-</b>	<b>-</b>	<b>276,653</b>
<b>FUND BALANCE, ENDING</b>	<b>\$ (3)</b>	<b>-</b>	<b>\$ 623,002</b>	<b>\$ (347,349)</b>	<b>\$ 276,653</b>	<b>\$ 276,653</b>

**Exhibit "A"**  
Allocation of Fund Balances

**AVAILABLE FUNDS**

	<b><u>Amount</u></b>
Beginning Fund Balance - Fiscal Year 2023	\$ 276,653
Net Change in Fund Balance - Fiscal Year 2023	-
Reserves - Fiscal Year Budget Fiscal Year 2023	25,000
<b>Total Funds Available (Estimated) - 9/30/23</b>	<b>301,653</b>

**ALLOCATION OF AVAILABLE FUNDS**

***Nonspendable Fund Balance***

Deposits	17,318
Subtotal	<u>17,318</u>

***Assigned Fund Balance***

Operating Reserve - Operating Capital	258,748 <sup>(1)</sup>
Reserve - Pools	10,000
Reserve - Roadways	<u>15,000</u>
Subtotal	<u>283,748</u>

<b>Total Allocation of Available Funds</b>	<b>301,066</b>
--	----------------

<b>Total Unassigned (undesignated) Cash</b>	<b><u>\$ 586</u></b>
---	----------------------

**Notes**

(1) Represents approximately 3 months of operating expenditures

**Summary of Revenues, Expenditures and Changes in Fund Balances**  
Fiscal Year 2023 Tentative Modified Budget

ACCOUNT DESCRIPTION	ACTUAL	ADOPTED	ACTUAL	PROJECTED	TOTAL	ANNUAL
	FY 2021	BUDGET	THRU	JUL -	PROJECTED	BUDGET
		FY 2022	JUN - 2022	SEP - 2022	FY 2022	FY 2023
<b>REVENUES</b>						
Special Assmnts- Tax Collector	-	17,800	18,456	-	18,456	18,936
Special Assmnts- Discounts	-	-	(722)	-	(722)	(757)
<b>TOTAL REVENUES</b>	<b>-</b>	<b>17,800</b>	<b>17,734</b>	<b>-</b>	<b>17,734</b>	<b>18,179</b>
<b>EXPENDITURES</b>						
<i>Administrative</i>						
Misc-Assessment Collection Cost	-	-	355	-	355	379
<b>Total Administrative</b>	<b>-</b>	<b>-</b>	<b>355</b>	<b>-</b>	<b>355</b>	<b>379</b>
<i>Contingency</i>						
Capital Reserve	-	17,800	-	-	-	17,800
<b>Total Contingency</b>	<b>-</b>	<b>17,800</b>	<b>-</b>	<b>-</b>	<b>-</b>	<b>17,800</b>
<b>TOTAL EXPENDITURES</b>	<b>-</b>	<b>17,800</b>	<b>355</b>	<b>-</b>	<b>355</b>	<b>18,179</b>
Excess (deficiency) of revenues						
Over (under) expenditures	-	-	17,379	-	17,379	-
<b>OTHER FINANCING SOURCES (USES)</b>						
Contribution to (Use of) Fund Balance	-	-	-	-	-	-
<b>TOTAL OTHER SOURCES (USES)</b>	<b>-</b>	<b>-</b>	<b>-</b>	<b>-</b>	<b>-</b>	<b>-</b>
Net change in fund balance	-	-	17,379	-	17,379	-
<b>FUND BALANCE, BEGINNING</b>	<b>-</b>	<b>10,037</b>	<b>10,037</b>	<b>-</b>	<b>10,037</b>	<b>27,416</b>
<b>FUND BALANCE, ENDING</b>	<b>\$ 10,037</b>	<b>\$ 10,037</b>	<b>\$ 27,416</b>	<b>-</b>	<b>\$ 27,416</b>	<b>\$ 27,416</b>

**ASTURIA**

Community Development District

*General Fund***Budget Narrative**  
Fiscal Year 2023**REVENUES****Room - Rental**

The District may receive monies for the event rentals such as weddings, birthday parties, etc.

**Special Assessments-Tax Collector**

The District will levy a Non-Ad Valorem assessment on all sold and platted parcels (using the uniform method) within the District in order to pay for the operating expenditures during the Fiscal Year.

**Special Assessments-Discounts**

Per Section 197.162 and Section 197.3632 of the Florida Statutes, discounts are allowed for early payments of assessments collected by the Tax Collector and only when the Tax Collector is using the uniform methodology. The budgeted amount for the fiscal year is calculated at 4% of the anticipated Non-Ad Valorem assessments.

**Other Miscellaneous Revenue**

The District receives revenue from two cost sharing agreements from SR54 for Drainage and from POA for maintenance of the property for \$7500 each per year.

**Access Card**

The District may receive monies for access cards.

**Event Fees**

The District may receive monies for the deposit fee for renting a room in the facility.

**EXPENDITURES****Administrative****P/R-Board of Supervisors**

Chapter 190 of the Florida Statutes allows for members of the Board of Supervisors to be compensated \$200 per meeting at which they are in attendance.

**Professional Services-Arbitrage Rebate**

The District contracted with an independent professional firm to annually calculate the District's Arbitrage Rebate Liability on its bonds.

**Professional Services-Engineering**

The District's engineer provides general engineering services to the District, i.e. attendance and preparation for board meetings when requested, review of invoices, and other specifically requested assignments.

**Professional Services-Legal Services**

The District's attorney provides general legal services to the District, i.e., attendance and preparation for Board meetings, review of contracts, agreements, resolutions and other research as directed or requested by the BOS District Manager.

**Professional Services-Management Consulting Services**

The District receives Management, Accounting and Administrative services as part of a Management Agreement with Inframark Infrastructure Management Services. Inframark manages all of the District's financial activities such as accounts payable, financial statements, auditing and budgeting in accordance with the management contract in effect.

**ASTURIA**

Community Development District

*General Fund***Budget Narrative**  
Fiscal Year 2023**EXPENDITURES – Administrative (cont'd)****Professional Services-Trustee Fees**

The District pays US Bank an annual fee for trustee services on the Series 2014 and Series 2016 Special Assessment Bond. The budgeted amount for the fiscal year is based on standard fees charged plus any out-of-pocket expenses.

**Auditing Services**

The District is required to conduct an annual audit of its financial records by an Independent Certified Public Accounting Firm. The budgeted amount for the fiscal year is based on contracted fees from an existing engagement letter.

**Website Hosting/Email Services**

Inframark Infrastructure Management Services oversees the District's email accounts and provides assistance to Campus Suite regarding the website as necessary.

**Public Officials Insurance**

The District's General Liability & Public Officials Liability Insurance policy is with Public Risk Insurance Agency, Inc. They specialize in providing governmental insurance coverage. The budgeted amount projects a 10% increase in the premium.

**Legal Advertising**

The District is required to advertise various notices for Board meetings and other public hearings in a newspaper of general circulation. .

**Miscellaneous-Assessment Collection Costs**

The District reimburses the Tax Collector for necessary administrative costs. Per the Florida Statutes, administrative costs shall include, but not be limited to, those costs associated with personnel, forms, supplies, data processing, computer equipment, postage, and programming. The District also compensates the Tax Collector for the actual cost of collection or 2% on the amount of special assessments collected and remitted, whichever is greater. The assessment collection cost is based on a maximum of 2% of the anticipated assessment collections.

**Tax Collector/Property Appraiser Fees**

The District shall incur an invoice from Mike Wells Pasco County Prop. Appraiser for property appraiser fees.

**Annual District Filing Fee**

The District is required to pay an annual fee of \$175 to the Department of Economic Opportunity Division of Community Development

**Field****Electric Utility Services****Electricity – Streetlights**

The District may have expenditures relating to streetlights throughout the community. These may be restricted to main arterial roads or in some cases, to all streetlights within the District's boundaries.

**Utility- Irrigation**

The District will incur electric utility expenditures for irrigation timers.



**ASTURIA**

Community Development District

*General Fund***Budget Narrative**  
Fiscal Year 2023**EXPENDITURES – Field (cont'd)****Utility - Services**

The District will incur water/sewer utility expenditures related to District Operations.

**Utility – Recreation Facilities**

The District will incur electric utility expenditures for the lights associated for the recreation facility.

**Garbage/Solid Waste Services****Garbage – Recreation Facility**

The District shall incur a monthly expense for the removal of garbage and solid waste.

**Solid Waste Assessment**

The District may have an assessment levied by another local government for solid waste.

**Water-Sewer Comb Services****Utility – Reclaimed Water**

The District may incur expenses related to the use of reclaimed water for irrigation.

**Stormwater Control****Stormwater Assessment**

The District may have an assessment levied by another local government for stormwater.

**Aquatic Maintenance**

Expenses related to the care and maintenance of the lakes and ponds for the control of nuisance plant and algae species

**Other Physical Environment****Field Operations**

The District will have a part-time general maintenance technician to supervise and coordinate with vendors for satisfactory cleanliness of facilities. To provide any repairs necessary to pool furniture and maintain records of work and inspections done on the premises.

**Insurance Property**

The District will incur fees to insure items owned by the district for its property needs.

**Insurance – General Liability**

The District's General Liability & Public Officials Liability Insurance policy is with Egis Insurance Agency, Inc. They specialize in providing governmental insurance coverage.

**R&M- Irrigation**

This is for any repair and maintenance expenses pertaining to the District's irrigation that are not covered in the contract.

**ASTURIA**

Community Development District

*General Fund***Budget Narrative**  
Fiscal Year 2023**EXPENDITURES - Other Physical Environment (cont'd)****Landscape Maintenance**

The District will incur expenditures to maintain the rights-of-way, median strips, recreation facilities including pond banks, entryways, and similar planting areas within the District. These services include, but are not limited to, monthly landscape maintenance, fertilizer, pesticides, annuals, mulch and irrigation repairs

**Landscape Replacement**

The District will incur expenses for the landscape replacement of annuals, perennials and shrubberies.

**Holiday Lighting & Decorations**

The District will incur expenses for holiday lighting and decoration.

**Contingency****Misc- Contingency**

The District may incur additional expenses that were not budgeted in any expense line.

**Road and Street Facilities****R&M - Sidewalks**

Expenses related to sidewalks located in the right of way of streets the District may own.

**Roadway Repair & Maintenance**

Expenses related to the repair and maintenance of roadways owned by the District.

**R&M – Pressure Washing**

Expenses related to pressure washing of the roads and streets throughout the District.

**Parks and Recreation - General****ProfServ – Field Management**

Salary related to the maintenance person for the District.

**ProfServ-Pool Maintenance**

Expenses related to the maintenance of swimming pools and other water features.

**ProfServ-Wildlife Management Service**

Expenses related to the capture of Boars in the District.

**Contracts – Cleaning Services**

Expenses related to the cleaning of the facility.

**Contract – Pest Control**

Monthly service for the control of rodents and general pests.

**Telephone/Fax/Internet Services**

The District may incur telephone, fax and internet expenses related to the recreational facilities.

**ASTURIA**

Community Development District

*General Fund***Budget Narrative**  
Fiscal Year 2023**EXPENDITURES - Parks and Recreation – General (cont'd)****R&M Fitness Equipment**

Expenses related to the repair and maintenance of the fitness equipment.

**Facility A/C & Heating Maintenance & Repairs**

The District may incur expenses for the repair and maintenance of the air conditioning system.

**Boardwalk and Bridge Maintenance**

The District may incur expenses to maintain its boardwalk and bridges.

**Pool Furniture Repair & Replacement**

The District may incur expenses for the repair or replacement of the pool furniture in the recreation facilities.

**Security System and Monitoring & Maint.**

The District will incur monthly expenses for the monitoring of the security system including repairs.

**Dog Park Maintenance**

Expenses related to the maintenance of the dog park.

**Miscellaneous Expenses**

Expenses which may not fit into a defined category in parks and recreational section.

**Office Supplies**

The District will incur expenses for the office in its clubhouse facilities, which require various office related supplies

**Clubhouse – Facility Janitorial Supplies**

Expenses related for the janitorial supplies needed to keep the clubhouse clean. .

**Park Garbage & Dog Waste Station Supplies**

Expenses related to the supplies needed for the park receptacles and the dog waste station.

**Pool Permits**

Required annual licenses from the Florida Department of Health for the pool in the District

**Special Events**

The District will incur expenses for special events provided by the District..

**Reserves****Reserve - Pool**

The District will reserve funds for resurfacing the pool.

**Reserve - Roadways**

The District will reserve funds for costs related to road repairs, drainage, etc, that will be reimbursed by the developer.

**Astoria**  
**Community Development District**

**Debt Service Budgets**  
Fiscal Year 2023

**Summary of Revenues, Expenditures and Changes in Fund Balances**  
Fiscal Year 2023 Tentative Modified Budget

ACCOUNT DESCRIPTION	ACTUAL	ADOPTED	ACTUAL	PROJECTED	TOTAL	ANNUAL
	FY 2021	BUDGET	THRU	JUL -	PROJECTED	BUDGET
		FY 2022	JUN - 2022	SEP - 2022	FY 2022	FY 2023
<b>REVENUES</b>						
Interest - Investments	\$ 168	-	\$ 666	-	\$ 666	-
Special Assmnts- Tax Collector	565,613	562,222	597,600	-	597,600	597,600
Special Assmnts- CDD Collected	7,233	-	-	-	-	-
Special Assmnts- Discounts	-	-	(23,392)	-	(23,392)	(23,904)
<b>TOTAL REVENUES</b>	<b>573,014</b>	<b>562,222</b>	<b>574,874</b>	<b>-</b>	<b>574,874</b>	<b>573,696</b>
<b>EXPENDITURES</b>						
<i>Administrative</i>						
Misc-Assessment Collection Cost	-	-	9,871	-	9,871	11,952
<b>Total Administrative</b>	<b>-</b>	<b>-</b>	<b>9,871</b>	<b>-</b>	<b>9,871</b>	<b>11,952</b>
<i>Debt Service</i>						
Principal Debt Retirement	135,000	140,000	140,000	-	140,000	150,000
Principal Prepayments	-	-	10,000	-	10,000	-
Interest Expense	429,133	422,222	421,296	-	421,296	412,730
<b>Total Debt Service</b>	<b>564,133</b>	<b>562,222</b>	<b>571,296</b>	<b>-</b>	<b>571,296</b>	<b>562,730</b>
<b>TOTAL EXPENDITURES</b>	<b>564,133</b>	<b>562,222</b>	<b>581,167</b>	<b>-</b>	<b>581,167</b>	<b>574,682</b>
Excess (deficiency) of revenues						
Over (under) expenditures	8,881	-	(6,293)	-	(6,293)	(986)
<b>OTHER FINANCING SOURCES (USES)</b>						
Contribution to (Use of) Fund Balance	-	-	-	-	-	(986)
<b>TOTAL OTHER SOURCES (USES)</b>	<b>-</b>	<b>-</b>	<b>-</b>	<b>-</b>	<b>-</b>	<b>(986)</b>
Net change in fund balance	8,881	-	(6,293)	-	(6,293)	(986)
<b>FUND BALANCE, BEGINNING</b>	<b>-</b>	<b>563,503</b>	<b>563,503</b>	<b>-</b>	<b>563,503</b>	<b>557,210</b>
<b>FUND BALANCE, ENDING</b>	<b>\$ 563,503</b>	<b>\$ 563,503</b>	<b>\$ 557,210</b>	<b>-</b>	<b>\$ 557,210</b>	<b>\$ 556,224</b>

DEBT SERVICE SERIES 2014A-1

Period Ending	Principal	Coupon	Interest	Debt Service	Annual Debt Service
11/1/2022			206,365	206,365	206,365
5/1/2023	150,000	5.75%	206,365	356,365	
11/1/2023			202,053	202,053	558,418
5/1/2024	160,000	5.75%	202,053	362,053	
11/1/2024			197,453	197,453	559,505
5/1/2025	170,000	5.75%	197,453	367,453	
11/1/2025			192,565	192,565	560,018
5/1/2026	180,000	5.75%	192,565	372,565	
11/1/2026			187,390	187,390	559,955
5/1/2027	190,000	5.75%	187,390	377,390	
11/1/2027			181,928	181,928	559,318
5/1/2028	200,000	5.75%	181,928	381,928	
11/1/2028			176,178	176,178	558,105
5/1/2029	215,000	5.75%	176,178	391,178	
11/1/2029			169,996	169,996	561,174
5/1/2030	225,000	5.75%	169,996	394,996	
11/1/2030			163,528	163,528	558,524
5/1/2031	240,000	5.75%	163,528	403,528	
11/1/2031			156,628	156,628	560,155
5/1/2032	255,000	5.75%	156,628	411,628	
11/1/2032			149,296	149,296	560,924
5/1/2033	270,000	5.75%	149,296	419,296	
11/1/2033			141,534	141,534	560,830
5/1/2034	285,000	5.75%	141,534	426,534	
11/1/2034			133,340	133,340	559,874
5/1/2035	300,000	5.90%	133,340	433,340	
11/1/2035			124,490	124,490	557,830
5/1/2036	320,000	5.90%	124,490	444,490	
11/1/2036			115,050	115,050	559,540
5/1/2037	340,000	5.90%	115,050	455,050	
11/1/2037			105,020	105,020	560,070
5/1/2038	360,000	5.90%	105,020	465,020	
11/1/2038			94,400	94,400	559,420
5/1/2039	380,000	5.90%	94,400	474,400	
11/1/2039			83,190	83,190	557,590
5/1/2040	405,000	5.90%	83,190	488,190	
11/1/2040			71,243	71,243	559,433
5/1/2041	430,000	5.90%	71,243	501,243	
11/1/2041			58,558	58,558	559,800
5/1/2042	455,000	5.90%	58,558	513,558	
11/1/2042			45,135	45,135	558,693
5/1/2043	480,000	5.90%	45,135	525,135	
11/1/2043			30,975	30,975	556,110
5/1/2044	510,000	5.90%	30,975	540,975	
11/1/2044			15,930	15,930	556,905
5/1/2045	540,000	5.90%	15,930	555,930	
11/1/2045					555,930
	7,060,000		6,004,483	13,064,483	13,064,483

**Summary of Revenues, Expenditures and Changes in Fund Balances**  
Fiscal Year 2023 Tentative Modified Budget

ACCOUNT DESCRIPTION	ACTUAL FY 2021	ADOPTED BUDGET FY 2022	ACTUAL THRU JUN - 2022	PROJECTED JUL - SEP-2022	TOTAL PROJECTED FY 2022	ANNUAL BUDGET FY 2023
<b>REVENUES</b>						
Interest - Investments	\$ 35	-	\$ 130	\$ 65	\$ 195	\$ -
Special Assmnts- Tax Collector	101,178	141,614	136,600	-	136,600	150,525
Special Assmnts- CDD Collected	60,856	-	13,101	-	13,101	-
Special Assmnts- Discounts	-	-	(5,347)	-	(5,347)	(6,021)
<b>TOTAL REVENUES</b>	<b>162,069</b>	<b>141,614</b>	<b>144,484</b>	<b>65</b>	<b>144,549</b>	<b>144,504</b>
<b>EXPENDITURES</b>						
<i>Administrative</i>						
Misc-Assessment Collection Cost	-	-	2,256	-	2,256	3,011
<b>Total Administrative</b>	<b>-</b>	<b>-</b>	<b>2,256</b>	<b>-</b>	<b>2,256</b>	<b>3,011</b>
<i>Debt Service</i>						
Principal Debt Retirement	40,000	40,000	40,000	-	40,000	40,000
Principal Prepayments	-	-	20,000	-	20,000	-
Interest Expense	103,258	101,614	101,508	-	101,508	98,819
<b>Total Debt Service</b>	<b>143,258</b>	<b>141,614</b>	<b>161,508</b>	<b>-</b>	<b>161,508</b>	<b>138,819</b>
<b>TOTAL EXPENDITURES</b>	<b>143,258</b>	<b>141,614</b>	<b>163,764</b>	<b>-</b>	<b>163,764</b>	<b>141,829</b>
Excess (deficiency) of revenues Over (under) expenditures	18,811	-	(19,280)	65	(19,215)	2,675
<b>OTHER FINANCING SOURCES (USES)</b>						
Operating Transfers-Out	(113,205)	-	(9)	-	(9)	-
Contribution to (Use of) Fund Balance	-	-	-	-	-	2,675
<b>TOTAL OTHER SOURCES (USES)</b>	<b>(113,205)</b>	<b>-</b>	<b>(9)</b>	<b>-</b>	<b>(9)</b>	<b>2,675</b>
Net change in fund balance	(94,394)	-	(19,289)	65	(19,224)	2,675
<b>FUND BALANCE, BEGINNING</b>	<b>1</b>	<b>144,476</b>	<b>144,476</b>	<b>-</b>	<b>144,476</b>	<b>125,252</b>
<b>FUND BALANCE, ENDING</b>	<b>\$ 144,476</b>	<b>\$ 144,476</b>	<b>\$ 125,187</b>	<b>\$ 65</b>	<b>\$ 125,252</b>	<b>\$ 127,927</b>

DEBT SERVICE SERIES 2016A-1

Period Ending	Principal	Coupon	Interest	Debt Service	Annual Debt
11/1/2022			49,409	49,409	49,409
5/1/2023	40,000	4.55%	49,409	89,409	
11/1/2023			48,499	48,499	137,909
5/1/2024	45,000	4.55%	48,499	93,499	
11/1/2024			47,476	47,476	140,975
5/1/2025	45,000	4.55%	47,476	92,476	
11/1/2025			46,452	46,452	138,928
5/1/2026	45,000	4.55%	46,452	91,452	
11/1/2026			45,428	45,428	136,880
5/1/2027	50,000	5.25%	45,428	95,428	
11/1/2027			44,116	44,116	139,544
5/1/2028	50,000	5.25%	44,116	94,116	
11/1/2028			42,803	42,803	136,919
5/1/2029	55,000	5.25%	42,803	97,803	
11/1/2029			41,359	41,359	139,163
5/1/2030	60,000	5.25%	41,359	101,359	
11/1/2030			39,784	39,784	141,144
5/1/2031	60,000	5.25%	39,784	99,784	
11/1/2031			38,209	38,209	137,994
5/1/2032	65,000	5.25%	38,209	103,209	
11/1/2032			36,503	36,503	139,713
5/1/2033	65,000	5.25%	36,503	101,503	
11/1/2033			34,797	34,797	136,300
5/1/2034	70,000	5.25%	34,797	104,797	
11/1/2034			32,959	32,959	137,756
5/1/2035	75,000	5.25%	32,959	107,959	
11/1/2035			30,991	30,991	138,950
5/1/2036	80,000	5.25%	30,991	110,991	
11/1/2036			28,891	28,891	139,881
5/1/2037	85,000	5.38%	28,891	113,891	
11/1/2037			26,606	26,606	140,497
5/1/2038	90,000	5.38%	26,606	116,606	
11/1/2038			24,188	24,188	140,794
5/1/2039	90,000	5.38%	24,188	114,188	
11/1/2039			21,769	21,769	135,956
5/1/2040	95,000	5.38%	21,769	116,769	
11/1/2040			19,216	19,216	135,984
5/1/2041	105,000	5.38%	19,216	124,216	
11/1/2041			16,394	16,394	140,609
5/1/2042	110,000	5.38%	16,394	126,394	
11/1/2042			13,438	13,438	139,831
5/1/2043	115,000	5.38%	13,438	128,438	
11/1/2043			10,347	10,347	138,784
5/1/2044	120,000	5.38%	10,347	130,347	
11/1/2044			7,122	7,122	137,469
5/1/2045	130,000	5.38%	7,122	137,122	
11/1/2045			3,628	3,628	140,750
5/1/2046	135,000	5.38%	3,628	138,628	
11/1/2046					138,628
	1,880,000		1,500,766	3,380,766	3,380,766



**ASTURIA**

Community Development District

*Debt Service Fund*

**Budget Narrative**  
Fiscal Year 2023

<b>REVENUES</b>
-----------------

**Special Assessments-Tax Collector**

The District will levy a Non-Ad Valorem assessment on all sold and platted parcels (using the uniform method) within the District in order to pay for the operating expenditures during the Fiscal Year.

**Special Assessments-Discounts**

Per Section 197.162 and Section 197.3632 of the Florida Statutes, discounts are allowed for early payments of assessments collected by the Tax Collector and only when the Tax Collector is using the uniform methodology. The budgeted amount for the fiscal year is calculated at 4% of the anticipated Non-Ad Valorem assessments.

<b>EXPENDITURES</b>
---------------------

**Administrative****Miscellaneous-Assessment Collection Costs**

The District reimburses the Pasco County Tax Collector for necessary administrative costs. Per the Florida Statutes, administrative costs shall include, but not be limited to, those costs associated with personnel, forms, supplies, data processing, computer equipment, postage, and programming. The District also compensates the Tax Collector for the actual cost of collection or 2% on the amount of special assessments collected and remitted, whichever is greater. The assessment collection cost is based on a maximum of 2% of the anticipated assessment collections.

**Debt Service****Principal Debt Retirement**

The District pays regular principal payments annually in order to pay down/retire the debt.

**Interest Expense**

The District makes semi-annual interest payments on the outstanding debt.

**Astoria**  
**Community Development District**

**Supporting Budget Schedules**  
Fiscal Year 2023

**ASTURIA**  
Community Development District

Astoria  
Community Development District

Lot Size	O&M Phase	Allocation of Equalized Costs FY 2023			Allocation of Stratified Costs FY 2023					Allocation of Reserve Fund FY 2023					Total Assessment									
		2014A-1 Units	2016A-1 Units	EAU Factor	Total EAU	%	Total Budget	Per Unit Assessment	EAU Factor	Total EAU	%	Total Budget	Per Unit Assessment	EAU Factor	Total EAU	%	Total Budget	Per Unit Assessment	2014A-1 DS	2016A-1 DS	FY 2023	FY 2022	% Change	
		Units	Units																					
Single Family 36' TND	1	32	32	0	1	32	4.79%	\$38,550.84	\$1,204.71	0.65	20.95	3.53%	\$8,801.86	\$275.06	1	32	4.79%	\$907.12	\$28.35	\$950.00	\$0.00	\$2,458.12	\$2,292.03	7.25%
Single Family 45' TND	1	41	41	0	1	41	6.14%	\$49,393.26	\$1,204.71	0.82	33.55	5.65%	\$14,096.73	\$343.82	1	41	6.14%	\$1,162.25	\$28.35	\$1,100.00	\$0.00	\$2,676.88	\$2,482.99	7.81%
Single Family 55' TND	1	57	57	0	1	57	8.53%	\$68,668.68	\$1,204.71	1.00	57.00	9.60%	\$23,952.99	\$420.23	1	57	8.53%	\$1,615.81	\$28.35	\$1,250.00	\$0.00	\$2,903.29	\$2,678.50	8.39%
Single Family 55'	1	69	69	0	1	69	10.33%	\$83,125.25	\$1,204.71	1.00	69.00	11.63%	\$28,995.72	\$420.23	1	69	10.33%	\$1,955.98	\$28.35	\$1,300.00	\$0.00	\$2,953.29	\$2,728.50	8.24%
Single Family 65'	1	49	49	0	1	49	7.34%	\$59,030.97	\$1,204.71	1.18	57.91	9.76%	\$24,335.01	\$496.63	1	49	7.34%	\$1,389.03	\$28.35	\$1,350.00	\$0.00	\$3,079.69	\$2,824.02	9.05%
Single Family 55'	2	126	126	0	1	126	18.86%	\$151,793.93	\$1,204.71	1.00	126.00	21.23%	\$52,948.70	\$420.23	1	126	18.86%	\$3,571.79	\$28.35	\$1,300.00	\$0.00	\$2,953.29	\$2,728.50	8.24%
Single Family 65'	2	31	31	0	1	31	4.64%	\$37,346.12	\$1,204.71	1.18	36.64	6.17%	\$15,395.62	\$496.63	1	31	4.64%	\$878.77	\$28.35	\$1,350.00	\$0.00	\$3,079.69	\$2,824.02	9.05%
Single Family 45' TND	3	43	43	0	1	43	6.44%	\$51,802.69	\$1,204.71	0.82	35.18	5.93%	\$14,784.38	\$343.82	1	43	6.44%	\$1,218.95	\$28.35	\$1,100.00	\$0.00	\$2,676.88	\$2,482.99	7.81%
Single Family 55' TND	3	25	25	0	1	25	3.74%	\$30,117.84	\$1,204.71	1.00	25.00	4.21%	\$10,505.70	\$420.23	1	25	3.74%	\$708.69	\$28.35	\$1,250.00	\$0.00	\$2,903.29	\$2,678.50	8.39%
Single Family 65'	3	8	8	0	1	8	1.20%	\$9,637.71	\$1,204.71	1.18	9.45	1.59%	\$3,973.06	\$496.63	1	8	1.20%	\$226.78	\$28.35	\$1,350.00	\$0.00	\$3,079.69	\$2,824.02	9.05%
Townhomes	3	108	0	108	1	108	16.17%	\$130,109.08	\$1,204.71	0.40	43.20	7.28%	\$18,153.84	\$168.09	1	108	16.17%	\$3,061.54	\$28.35	\$0.00	\$500.00	\$1,901.15	\$1,778.31	6.91%
Single Family 55'	3	22	0	22	1	22	3.29%	\$26,503.70	\$1,204.71	1.00	22.00	3.71%	\$9,245.01	\$420.23	1	22	3.29%	\$623.65	\$28.35	\$0.00	\$1,300.00	\$2,953.29	\$2,728.50	8.24%
Single Family 65'	3	18	0	18	1	18	2.69%	\$21,684.85	\$1,204.71	1.18	21.27	3.58%	\$8,939.39	\$496.63	1	18	2.69%	\$510.26	\$28.35	\$0.00	\$1,350.00	\$3,079.69	\$2,824.02	9.05%
Single Family 65'	4	22	0	22	1	22	3.29%	\$26,503.70	\$1,204.71	1.18	26.00	4.38%	\$10,925.92	\$496.63	1	22	3.29%	\$623.65	\$28.35	\$0.00	\$1,350.00	\$3,079.69	\$2,824.02	9.05%
Townhomes	5	10	0	10	1	10	1.50%	\$12,047.14	\$1,204.71	0.40	4.00	0.67%	\$1,680.91	\$168.09	1	10	1.50%	\$283.48	\$28.35	\$0.00	\$500.00	\$1,901.15	\$1,778.31	6.91%
Single Family 50'	5	7	0	7	1	7	1.05%	\$8,433.00	\$1,204.71	0.91	6.37	1.07%	\$2,676.85	\$382.41	1	7	1.05%	\$198.43	\$28.35	\$0.00	\$1,275.00	\$2,890.47	\$2,680.97	7.81%
<b>Total</b>		<b>668</b>	<b>481</b>	<b>187</b>		<b>668</b>	<b>100%</b>				<b>593.52</b>	<b>100%</b>			<b>668</b>	<b>100%</b>								